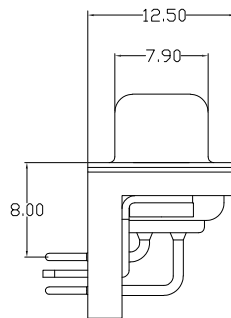
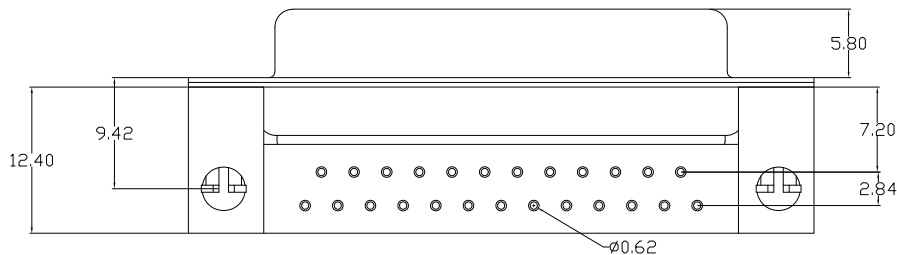
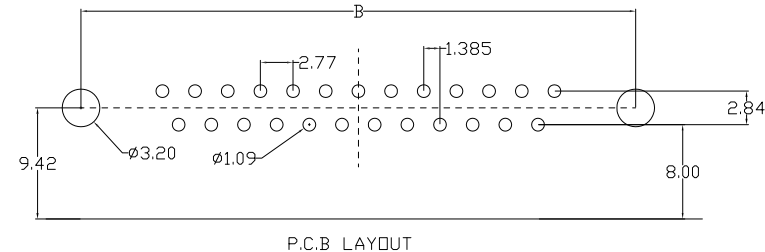
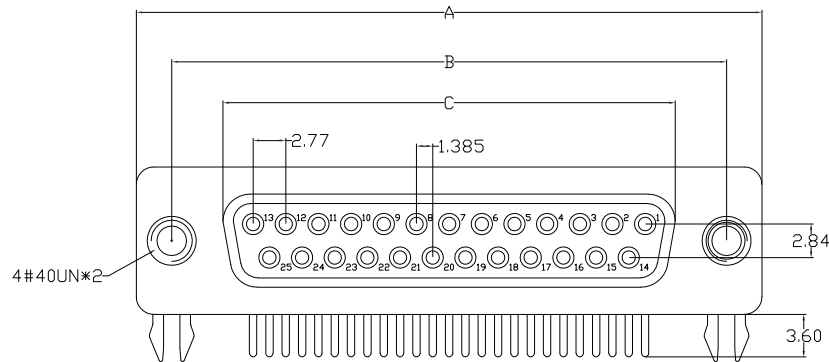


The product using material and processing must conform to the "WI-PZ-001"HSF technical standard control requirements

RoHS



NOTE:
 1.MATERIAL SPECIFICATION:
 1-1.HOUSING:PBT FIBER 30% (UL94V-0)
 1-2.CONTACTS:BRASS
 1-3.SHELL: STAINLESS STEEL
 1-4:RIVET: COPPER ALLOY
 2.ELECTRICAL PERFORMANCE:
 2-1.CURRENT RATING:5A
 2-2.VOLTAGE RATING:300V AC MAX
 2-3.CONTACT RESISTANCE: 30mΩ MAX.
 2-4.INSULATION RESISTANCE: 3000MΩ MIN @500VDC
 2-5.DIELECTRIC WITHSTANDING VOLTAGE: 1000VAC/MINUTE
 3.ENVIRONMENTAL PERFORMANCE:
 OPERATING TEMPERATURE: -55°C~+105°C.

WLDBF9-XX 1 X X 0074

PIN number:
 09-09PIN
 15-15PIN
 25-25PIN
 37-37PIN
 COLOUR:
 A:Black
 K:White
 G:BLUE
 PLATING:
 1-G/F
 2-AU 3U"
 5-AU 15U"
 6-AU 30U"

PIN	A	B	C
9	30.8	25.0	16.95
15	39.2	33.3	25.3
25	53.05	47.04	39
37	69.4	63.5	55.4

REV.	REVISION RECORD	DATE	UNIT:mm	GENERAL TOLERANCES		SCALE: 1:1	NAME	DATE	PART.NO: WLDBF9-XX1XX0074	DWG.NO: ENDE05	TITLE: D-SUB DR 90° PCB FEMALE TYPE	REV: A0	SHEET: 1/1
				LINEAR	ANGLES								
A0	NEW RELEASE	21.01.13		0.0±0.35	X°REF±6°	APPROVED	Wang_jr	21.01.13					
				0.00±0.25	X°±3°	DESIGNER	Ding_bo	21.01.13					
			SIZE: A4	0.000±0.10	X°X' ±2°	DRAWN	Ou_jian	21.01.13					

