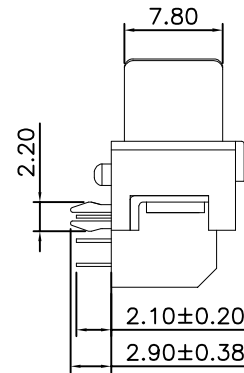
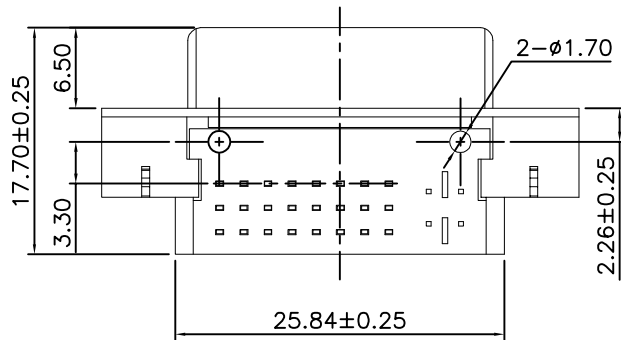
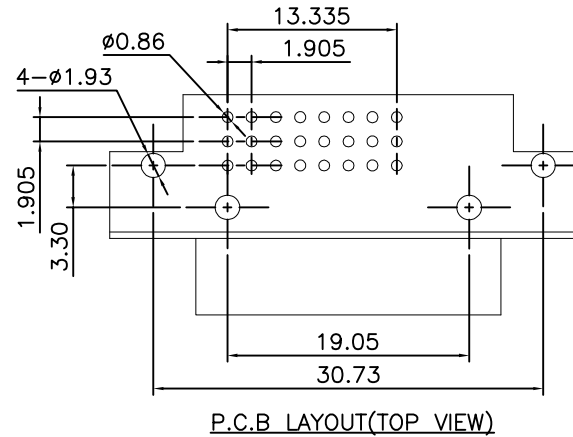
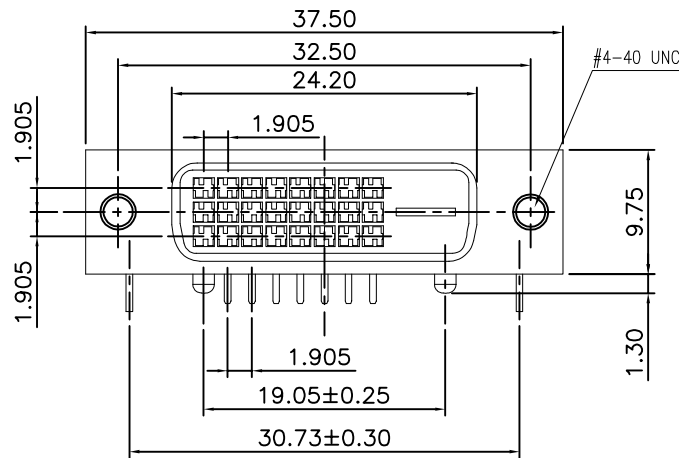


The product using material and processing must conform to the "WI-PZ-001" HSF technical standard control requirements

RoHS



NOTE:

1.MATERIAL SPECIFICATION:

- 1-1.HOUSING: PBT+30%GF UL94V-0 WHITE
- 1-2.SPACER:PA66+30%GF UL94V-0 WHITE
- 1-3.CONTACTS: COPPER ALLOY
- 1-4.SHELL: SPCC T=0.5
- 1-5.BOARD LOCK: SPCC
- 1-6.RIVET: COPPER ALLOY
- 1-7.SCREW:Fe

2.PLATING:

- 2-1.CONTACT:
UNDER PLATED 50u"MIN NICKEL,
OVER ALL 120u" MIN TIN IN SOLDERING AREA.
SELECTIVE GOLD PLATED IN CONTACT AREA.

- 2-2.SHELL: NICKEL PLATED WITH 120u"THICK.
OVER 100u" THICJNESS Cu.

- 2-3.BOARD LOCK: TIN PLATED OVERALL

- 2-4.RIVET: NICKEL PLATED OVERALL
- 2-5.SCREW: NICKEL PLATED OVERALL

3.MECHANICAL PERFORMANCE:

- 3-1.MATING FORCE: 4.5Kgf.Max
- 3-2.UNMATING FORCE: 1.0Kgf.Min
- 3-3.DURABILITY: 100 MATING CYCLES

4.ELECTRICAL PERFORMANCE:

- 4-1.CURRENT RATING: 1.5A
- 4-2.VOLTAGE RATING: 40V MAX
- 4-3.CONTACT RESISTANCE: 30mΩ Max.
- 4-4.INSULATION RESISTANCE: 1000MΩ MIN
- 4-5.DIELECTRIC WITHSTANDING VOLTAGE: 500V AC Min

5.ENVIRONMENTAL PERFORMANCE:

- OPERATING TEMPERATURE: -20°C~+85°C.

6.P/N ORDER:

WLDVF9-24 1 X X 0 025

PLATING: 1-G/F COLOUR: K-WHITE

REV.	REVISION RECORD	DATE	UNIT:mm	GENERAL TOLERANCES		SCALE:	NAME	DATE	PART.NO:	DWG.NO:	
A0	NEW RELEASE	21.01.13		LINEAR	ANGLES	1:1	APPROVED	Wang_jr			
			0.00±0.25	X'±3'	DESIGNER	Han_Gao	21.01.13	TITLE:		ENDE05	
			0.000±0.10	X'X' ±2'	DRAWN	Zijun_Huang	21.01.13	DVI 24+1 90°DIP FEMALE			
										REV: A0	SHEET: 1/1