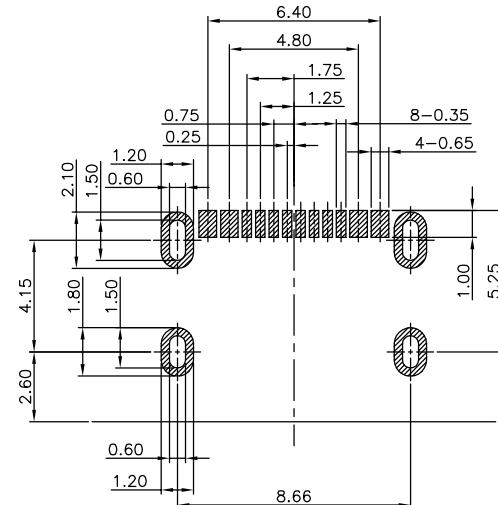
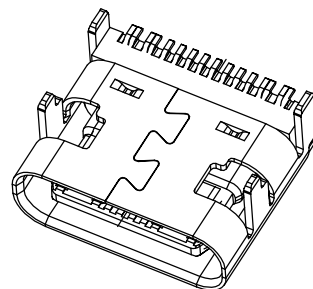
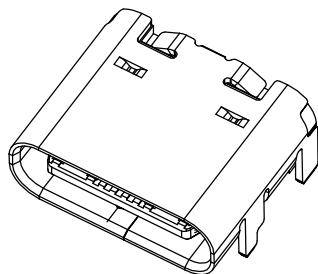
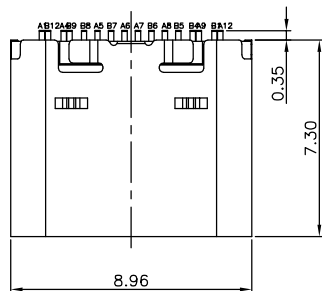
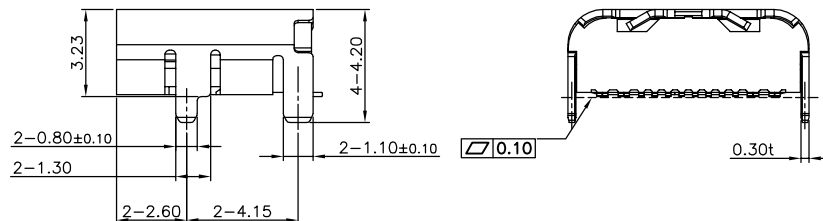
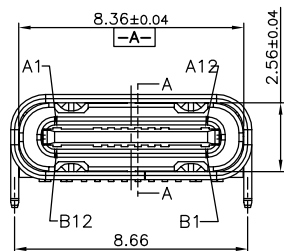


The product using material and processing must conform to the "WL-PZ-001"HSF technical standard control requirements



P.C.B LAYOUT VIEW

TOLERANCE ±0.05



NOTE:

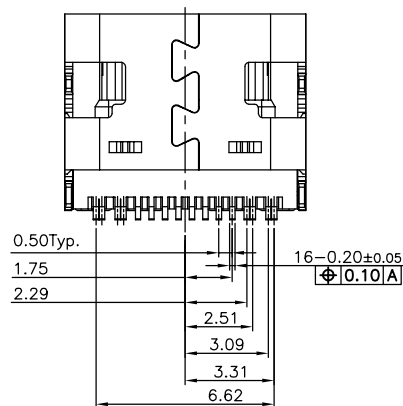
- MATERIAL SPECIFICATION:
  - HOUSING: LCP BLACK UL94V-0
  - CONTACTS: COPPER ALLOY
  - MID PLATE: STAINLESS STEEL
  - SHELL: STAINLESS STEEL
- PLATING SPECIFICATION:
  - CONTACTS:
    - Ni 50u" MIN. UNDER PLATED OVER ALL.
    - Au PLATED ON THE FUNCTIONAL AREA OF CONTACT.
  - MID PLATE: CLEAR ONLY
  - FRONT SHELL:
    - Ni 30u" MIN. UNDER PLATED OVER ALL.
- MECHANICAL PERFORMANCE:
  - INSERTION FORCE: 0.5~2.0kgf.
  - REMOVAL FORCE: 0.8~2.0kgf.
  - DURABILITY: 10000 CYCLES.
- ELECTRICAL PERFORMANCE:
  - CURRENT RATING: 3.0A  
VOLTAGE RATING: 20V MAX
  - CONTACT RESISTANCE: 30mΩ MAX
  - INSULATION RESISTANCE: 100MΩ MIN
  - WITHSTANDING VOLTAGE: 100V AC r.m.s.
- ENVIRONMENTAL PERFORMANCE:
  - OPERATING TEMPERATURE: -40°C~+85°C.

PIN ASSIGNMENT

Pin	Signal Name	Pin	Signal Name	Pin	Signal Name	Pin	Signal Name
A1	GND	B12	GND	A7	D-	B6	D+
A2	TX1+	B11	RX1-	A8	SBU1	B5	CC2
A3	TX1-	B10	RX1+	A9	VBUS	B4	VBUS
A4	VBUS	B9	VBUS	A10	RX2-	B3	TX2+
A5	CC1	B8	SBU2	A11	RX2+	B2	TX2+
A6	D+	B7	D-	A12	GND	B1	GND

PART.NO.:  
WLT2F9-16 2 X X 0 159

PLATING: 1-G/F      COLOUR: A-BLACK  
 2-Au 3u"  
 5-Au 15u"  
 6-Au 30u"

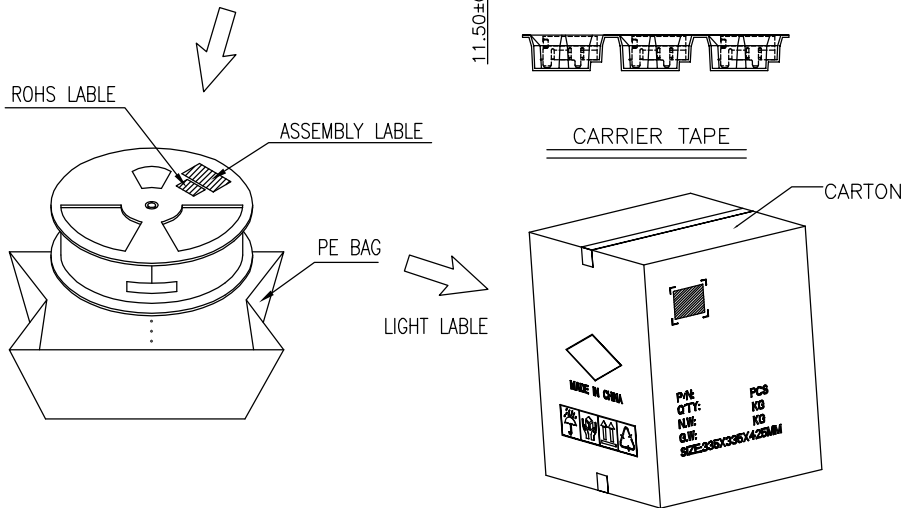
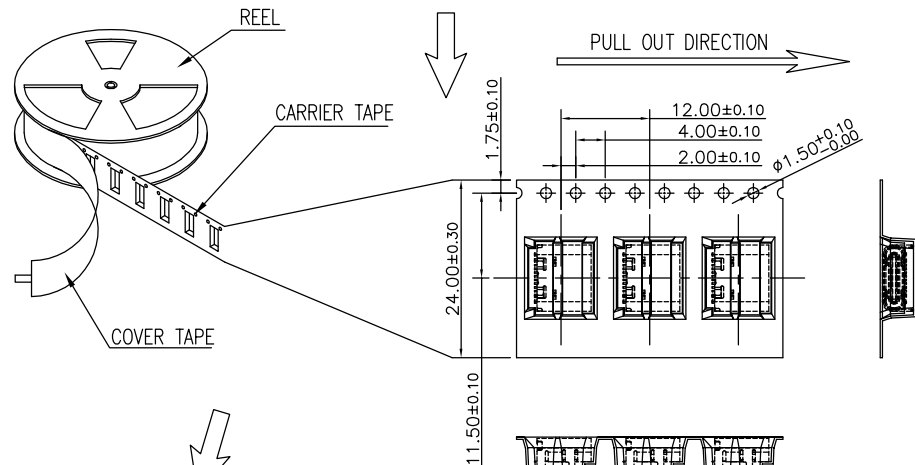
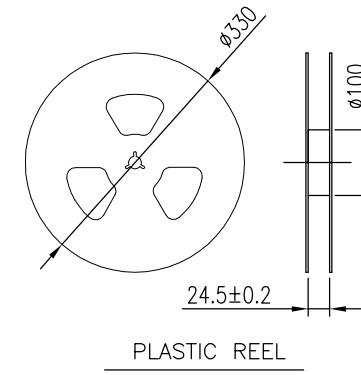
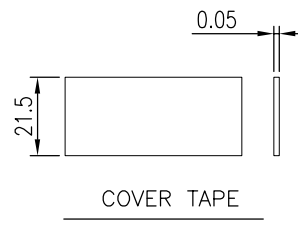
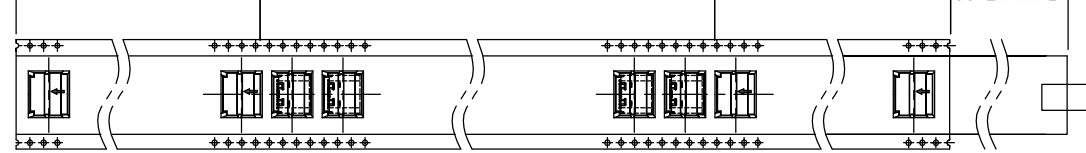


REV.	REVISION RECORD	DATE	UNIT: mm	GENERAL TOLERANCES		SCALE: 1:1	NAME	DATE	PART.NO:	DWG.NO:	
A0	NEW RELEASE	21.01.13		LINEAR	ANGLES	APPROVED	Wang_jr	21.01.13	WLT2F9-162XX0159	ENDE05	
			0.00±0.25	X°±3'	DESIGNER	Han_Gao	21.01.13	TITLE:		REV: A0	SHEET: 1/2
			SIZE: A4	0.000±0.10	X°X' ±2'	DRAWN	Zijun_Huang	21.01.13	TYPE C 16P/F SMT L=7.30mm		

The product using material and processing must conform to the "WL-PZ-001"HSF technical standard control requirements

RoHS

160mmMIN.(15CAV. EMPTY)      LOADING 1000 PCS      300mmMIN.(20CAV. EMPTY)      100mmMIN.  
 END SECTION      PRODUCT PACAKGE SECTION      LEADER SECTION      COVER TAPE



NOTES 2:

1. MATERIAL:

- 1.1 REEL AND AXLE: PS,BLUE
- 1.2 CARRIER TAPE: PET, LUCID
- 1.3 COVER TAPE: PS,TRANSPARENT
- 1.4 SHIPPING CARTON: CORRUGATED FIBER

2. DIMENSION:

- 2.1 REEL: W=24.5,  $\phi A=330$
- 2.2 CARRIER TAPE: T=0.50 W=24.0
- 2.3 COVER TAPE: T=0.05 W=21.5
- 2.4 SHIPPING CARTON: L=335mm, W=335mm, H=425mm

3. QUANTITY :

- 3.1 PRIMAY PACKING: 1000PCS/REEL
- 3.2 SECONARY PACKING: 10

REELS/CARTON(10000PCS/CARTON)

4. PEELING RESISTANCE: 0.1~1.3N

- 4.1 PEELING SPEED: 300mm/minutes
- 4.2 PEELING ANGLE: 165° ~180°

REV.	REVISION RECORD	DATE		GENERAL TOLERANCES		SCALE: 1:1	NAME	DATE	PART.NO: WLT2F9-162XX0159	DWG.NO: ENDE05	 WanLian Teconology Co., Ltd
A0	NEW RELEASE	21.01.13		LINEAR	ANGLES	APPROVED	Wang_jr	21.01.13			
			UNIT:mm	0.00±0.25	X'±3'	DESIGNER	Han_Gao	21.01.13	TITLE: TYPE C 16P/F SMT L=7.30mm		
			SIZE: A4	0.000±0.10	X'X' ±2'	DRAWN	Zijun_Huang	21.01.13			