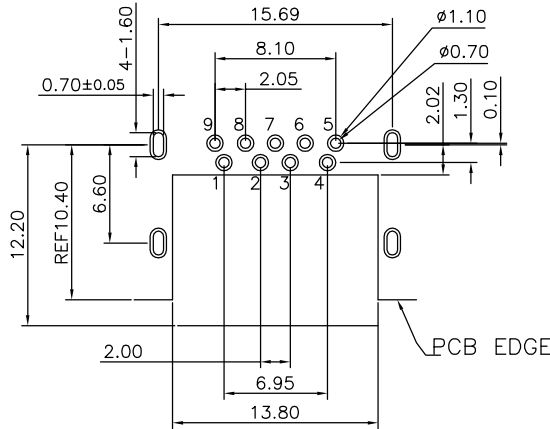
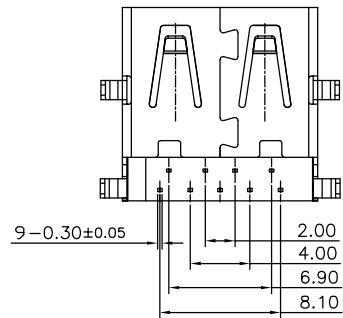
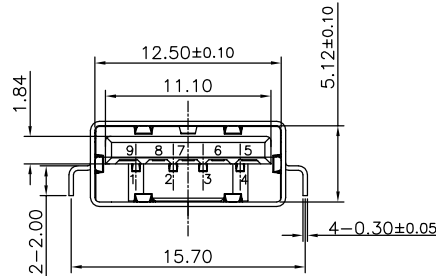
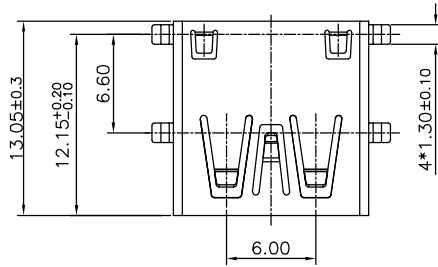
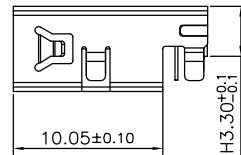


The product using material and processing must conform to the "WL-PZ-001"HSF technical standard control requirements

RoHS



TOLERANCE: ±0.05, THICKNESS: 1.2mm
RECOMMENDED PCB LAYOUT



Pin NUMBER	SIGNAL NAME	Pin NUMBER	SIGNAL NAME
1	VBUS	5	StdA_SSRX-
2	D-	6	StdA_SSRX+
3	D+	7	GND_DRAIN
4	GND	8	StdA_SSTX-
		9	StdA_SSTX+
SHELL	SHIELD	SHELL	SHIELD

NOTE:

- MATERIAL SPECIFICATION:
 - HOUSING: LCP BLUE UL94V-0
 - CONTACTS: C2680.
 - SHELL: STAINLESS STEEL.
- PLATING SPECIFICATION:
 - CONTACTS: Ni 50u" MIN. UNDER PLATED OVER ALL. Sn 80u" MIN ON SOLDER AREA Au PLATED ON THE CONTACTS AREA.
 - SHELL: Ni 80u" MIN. UNDER PLATED OVER ALL.
- MECHANICAL PERFORMANCE:
 - INSERTION FORCE: 3.57kgf MAX
 - REMOVAL FORCE: 1.02kgf MIN
 - DURABILITY: 5000 CYCLES.
- ELECTRICAL PERFORMANCE:
 - CURRENT RATING: 1.5A
 - VOLTAGE RATING: 30V MAX
 - CONTACT RESISTANCE: 30mΩ MAX.
 - INSULATION RESISTANCE: 1000MΩ MIN
 - DIELECTRIC WITHSTANDING VOLTAGE: 100V AC MIN.
- ENVIRONMENTAL PERFORMANCE:
 - OPERATING TEMPERATURE: -40°C~+85°C.
- PACKAGE SPEC: TRAY
- P/N ORDER:

WLU3F9-09 8 X X X 100

PLATING: 1-G/F
2-Au 3u"
5-Au 15u"
6-Au 30u"
SHELL: 1-SPCC
2-COPPER ALLOY
3-SUS
HOUSING COLOUR: A-BLACK
G-BLUE

REV.	REVISION RECORD	DATE	GENERAL TOLERANCES	SCALE: 1:1	NAME	DATE	PART.NO:	DWG.NO:
A0	NEW RELEASE	21.01.13	LINEAR 0.0±0.35	APPROVED	Wang_jr	21.01.13	WLU3F9-098XXX100	ENDE05
			ANGLES 0.00±0.25	DESIGNER	Han_Gao	21.01.13	TITLE: USB3.0 A TYPE 9P/F DIP H=3.3mm	REV: A0
			0.00±0.10	DRAWN	Zijun_Huang	21.01.13		



WanLian Teconology Co., Ltd