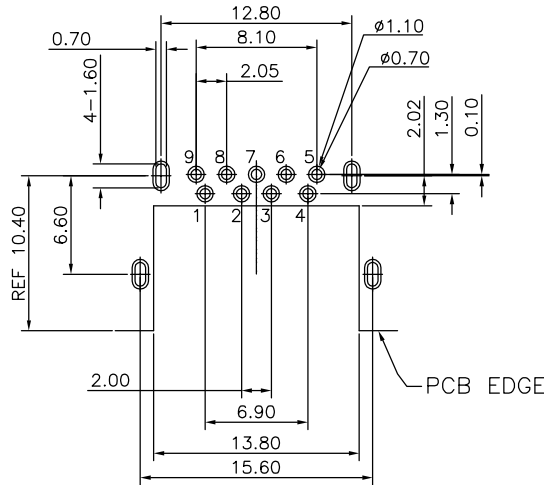
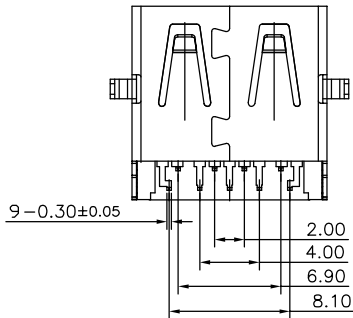
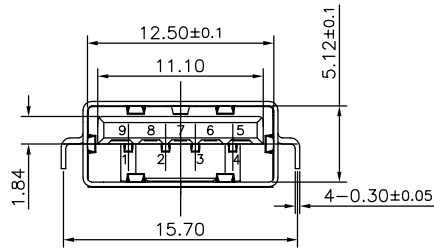
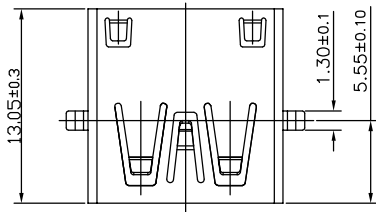
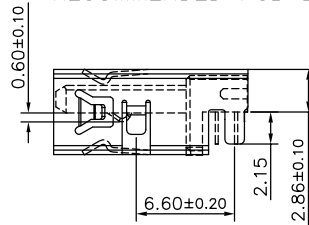


The product using material and processing must conform to the "WL-PZ-001"HSF technical standard control requirements

RoHS



TOLERANCE: ±0.05, THICKNESS: 1.2mm
RECOMMENDED PCB LAYOUT



NOTE:

- 1.MATERIAL SPECIFICATION:
 - 1-1.HOUSING:LCP BLUE UL94V-0
 - 1-2.CONTACTS:C2680.
 - 1-3.SHELL:STAINLESS STEEL.
- 2.PLATING SPECIFICATION:
 - 2-1.CONTACTS:
 - Ni 50u" MIN. UNDER PLATED OVER ALL.
 - Sn 80u"MIN ON SOLDER AREA
 - Au PLATED ON THE CONTACTS AREA.
 - 2-2. SHELL:
 - Ni 80u" MIN. UNDER PLATED OVER ALL.
- 3.MECHANICAL PERFORMANCE:
 - 3-1.INSERTION FORCE: 3.57kgf MAX
 - 3-2.REMOVAL FORCE: 1.02kgf MIN
 - 3-3.DURABILITY: 5000 CYCLES.
- 4.ELECTRICAL PERFORMANCE:
 - 4-1.CURRENT RATING:1.5A
 - 4-2.VOLTAGE RATING:30V MAX
 - 4-3.CONTACT RESISTANCE: 30mΩ MAX.
 - 4-4.INSULATION RESISTANCE: 1000MΩ MIN
 - 4-5.DIELECTRIC WITHSTANDING VOLTAGE: 100V AC MIN.
- 5.ENVIRONMENTAL PERFORMANCE:
 - OPERATING TEMPERATURE: -40°C~+85°C.
- 6.PACKAGE SPEC: TRAY
- 7.P/N ORDER:

WLU3F9-09 8 X X X 101

PLATING:

- 1-G/F
- 2-Au 3u"
- 5-Au 15u"
- 6-Au 30u"

 SHELL:

- 1-SPCC
- 2-COPPER ALLOY
- 3-SUS

 HOUSING COLOUR:

- A-BLACK
- G-BLUE

Pin NUMBER	SIGNAL NAME	Pin NUMBER	SIGNAL NAME
1	VBUS	5	StdA_SSRX-
2	D-	6	StdA_SSRX+
3	D+	7	GND_DRAIN
4	GND	8	StdA_SSTX-
		9	StdA_SSTX+
SHELL	SHIELD	SHELL	SHIELD

REV.	REVISION RECORD	DATE	GENERAL TOLERANCES		SCALE:	NAME	DATE	PART.NO:	DWG.NO:	 WanLian Teconology Co., Ltd	
A0	NEW RELEASE	21.01.13	LINEAR	ANGLES	1:1	APPROVED	Wang_jr	21.01.13	WLU3F9-098XXX101		ENDE05
			0.0±0.35	X°REF±6°		DESIGNER	Han_Gao	21.01.13	TITLE: USB3.0 A TYPE 9P/F DIP H=2.86mm	REV: A0	SHEET: 1/1
			0.00±0.25	X'±3°		DRAWN	Zijun_Huang	21.01.13			
			UNIT:mm	0.00±0.10							
			SIZE: A4	X°X' ±2°							