

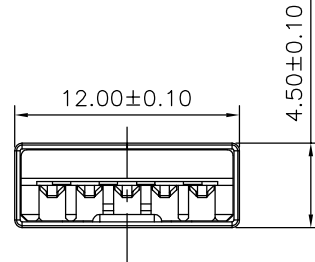
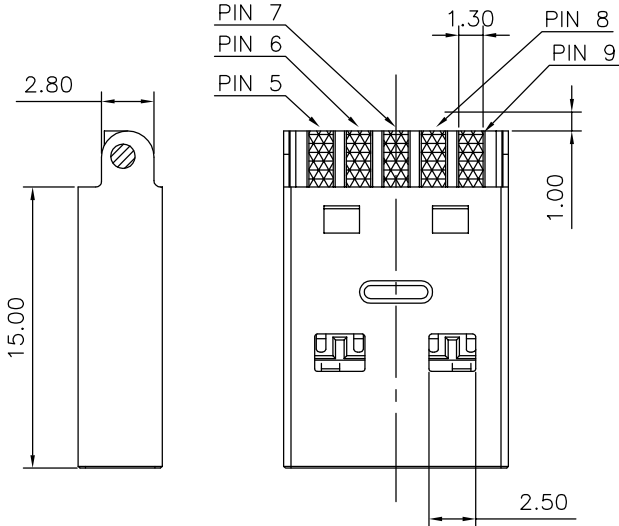
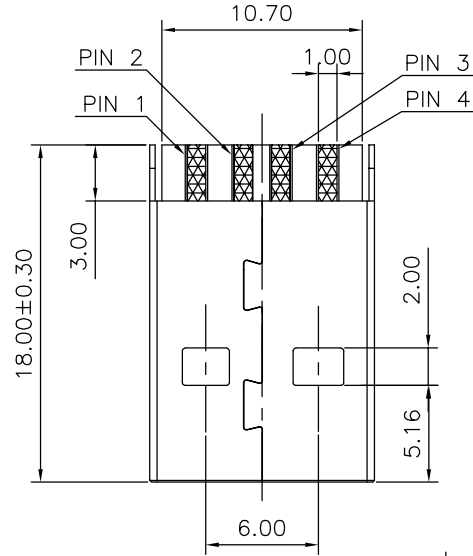
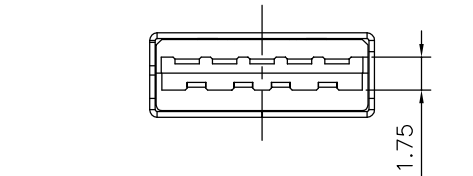
The product using material and processing must conform to the "WL-PZ-001"HSF technical standard control requirements



- NOTE:
- MATERIAL SPECIFICATION:
 - 1-1.HOUSING: PBT BLUE UL94V-0.
 - 1-2.CONTACTS: COPPER ALLOY.
 - 1-3.SHELL: SPCC.
 - PLATING SPECIFICATION:
 - 2-1.CONTACTS:
 - AU G/F MIN. ON MATING AREA.
 - TIN 80u"MIN ON THE TAILS
 - 2-2. SHELL:
 - Ni 80u" MIN. UNDER PLATED OVER ALL.
 - MECHANICAL PERFORMANCE:
 - 3-1.INSERTION FORCE: 3.57kgf MAX
 - 3-2.REMOVAL FORCE: 1.02kgf MIN
 - 3-3.DURABILITY: 1500 CYCLES.
 - ELECTRICAL PERFORMANCE:
 - 4-1.CURRENT RATING:1.5A
 - 4-2.VOLTAGE RATING:30V MAX
 - 4-3.CONTACT RESISTANCE: 30m Ohm MAX.
 - 4-4.INSULATION RESISTANCE: 100MΩ MIN
 - 4-5.DIELECTRIC WITHSTANDING VOLTAGE: 100V AC MIN.
 - ENVIRONMENTAL PERFORMANCE:
 - OPERATING TEMPERATURE: -40°C~+85°C.
 - PACKAGE SPEC: TRAY
 - P/N ORDER:

WLU3M9-09 4 X X X 079

PLATING: _____ SHELL: _____
 1-G/F 1-SPCC
 2-Au 3u" 2-COPPER ALLOY
 5-Au 15u" 3-SUS
 6-Au 30u" _____ HOUSING COLOUR:
 A-BLACK
 G-BLUE



Pin NUMBER	SIGNAL NAME	Pin NUMBER	SIGNAL NAME
1	VBUS	5	StdA_SSRX-
2	D-	6	StdA_SSRX+
3	D+	7	GND_DRAIN
4	GND	8	StdA_SSTX-
		9	StdA_SSTX+
SHELL	SHIELD	SHELL	SHIELD

REV.	REVISION RECORD	DATE	GENERAL TOLERANCES		SCALE:	NAME	DATE	PART.NO:	DWG.NO:	 WanLian Teconology Co., Ltd	
A0	NEW RELEASE	21.01.13	LINEAR	ANGLES	1:1	APPROVED	Wang_jr	21.01.13	WLU3M9-094XXX079		ENDE05
			0.0±0.35	X°REF±6°		DESIGNER	Han_Gao	21.01.13	TITLE:		
			0.00±0.25	X'±3°		DRAWN	Zijun_Huang	21.01.13	USB3.0 A TYPE 9P/M SOLDER L=18.0mm		REV: A0
			UNIT:mm	X°REF±6°						SHEET: 1/1	
			SIZE: A4	X°REF±6°							