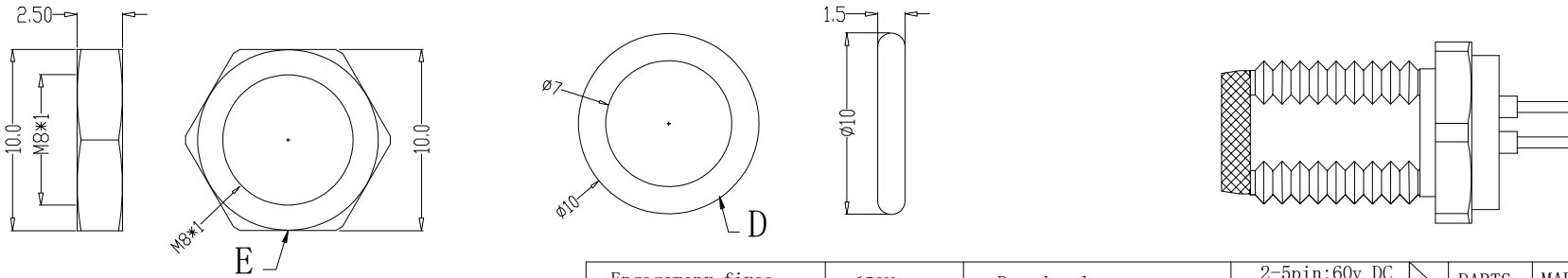
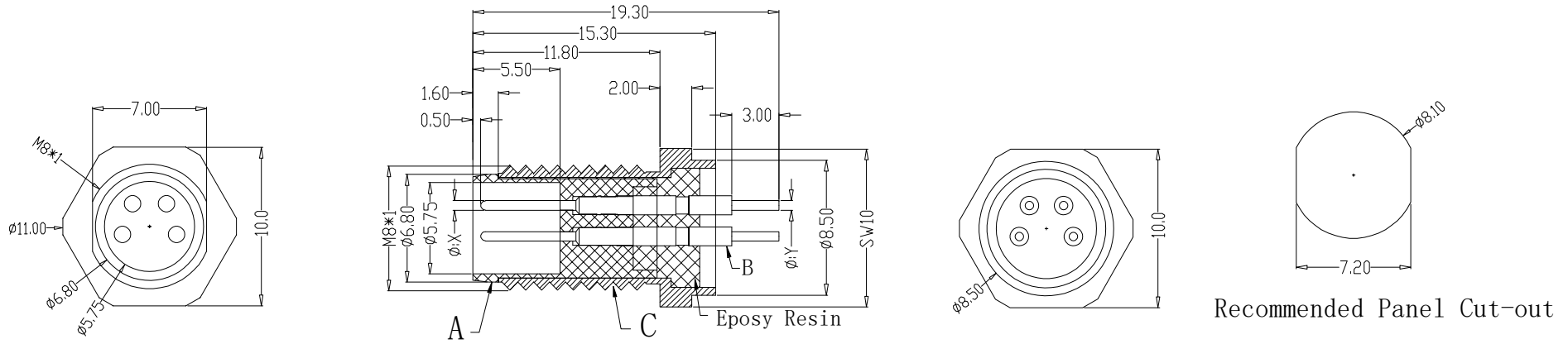
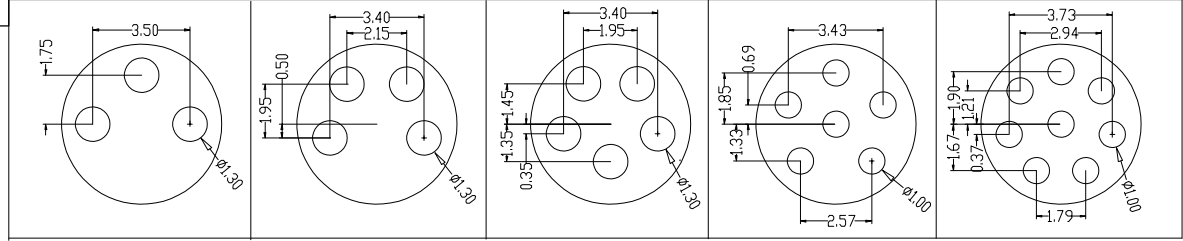


The product using material and processing must conform to the "WL-PZ-001"HSF technical standard control requirements

PCB Layout Reference

RoHS

	2pin	3pin	4pin	5pin	6pin	8pin
图形						
CODE	A-code	A-code	A-code	B-code	A-code	A-code
X值	1.00	1.00	1.00	1.00	0.60	0.60



P/N	TITLE	Engagemer firce	Rated voltage	2-5pin:60v DC 6-8PIN:30V DC	PARTS	MARERIALS	TREATMENT	AMOUNT
M08A02-03-043	M8防水 A-CODE 2P 板端公头 前锁面板式M8 SW10T-13. 7L	≤50N	Rated voltage		A	HOUSING	PA66+GF	SPECIFY COLOR 1
M08A03-03-043	M8防水 A-CODE 3P 板端公头 前锁面板式M8 SW10T-13. 7L	≥5N	Rated current	2-5pin:4A 6-8PIN:2A	B	CONTACT	BRASS	GOLD PLATED 2~8
M08A04-03-043	M8防水 A-CODE 4P 板端公头 前锁面板式M8 SW10T-13. 7L	≥500	Insulation resistrance	≥1000MΩ	C	OUTER CONTACT	BRASS	NICKL PLATED 1
M08B05-03-043	M8防水 B-CODE 5P 板端公头 前锁面板式M8 SW10T-13. 7L	IP67/IP68	Conract resistangce	≤10MΩ	D	O-RING	EPDM	BLACK 2
M08A06-03-043	M8防水 A-CODE 6P 板端公头 前锁面板式M8 SW10T-13. 7L	Flammability	Operation Temperature	-40° C~105° C	E	NUT	BRASS	NICKL PLATED 1
M08A08-03-043	M8防水 A-CODE 8P 板端公头 前锁面板式M8 SW10T-13. 7L							

REV.	REVISION RECORD	DATE	GENERAL TOLERANCES		SCALE: 1:1	NAME	DATE	PART.NO:	DWG.NO:	 WanLian Technology Co., Ltd
A0	NEW RELEASE	21.11.17	LINEAR	ANGLES	APPROVED			M08XXX-03-043	ENDE05	
			0.0±0.35	X'REF±6'	DESIGNER			TITLE:		
			UNIT:mm	0.00±0.25	X'±3'	DRAWN		M8防水 2~8P板端公头 前锁面板式M8 SW10T-13. 7L	REV: A0	