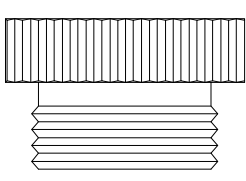
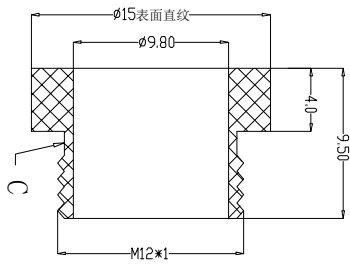
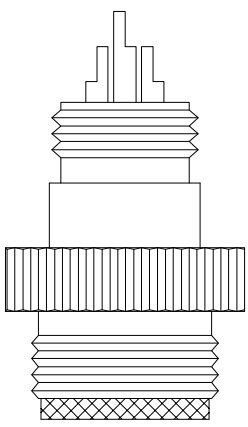
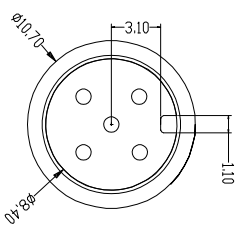
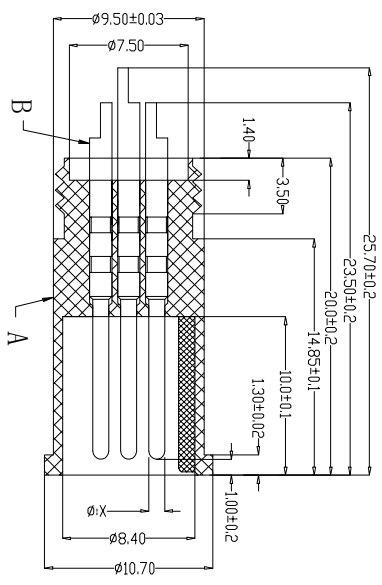

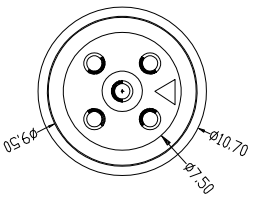


The product using material and processing must conform to the "WL-PZ-001"HSF technical standard control requirements



图形																		
规格	2PIN	2PIN	2PIN 4x2	3PIN	3PIN	3PIN 4x3	4PIN 2+2	4PIN	5PIN	5PIN 正方形2+3	5PIN 180°	5PIN 260° 2+3	5PIN 360°	6PIN 360°	6PIN 258°	6PIN 8x6	7PIN	8PIN
X值	1.20	1.50	1.00	1.20	1.50	1.00	1.20+1.00	1.00	1.00	1.50+1.00	0.80	1.50+1.00	1.00	1.00	0.80	0.80	0.80	0.80



组合图

Engagement force	≤50N	Rated voltage	2-5pin:60V 6-8pin:30V	PARTS	MATERIALS	TREATMENT	AMOUNT
Disengagement force	≥5N	Rated current	2-5pin:4A 6-8pin:2A	A HOUSING	PA66+GF	SPECIFY COLOR	1
Mechanical lifespan	≥500	Insulation resistance	≥1000MΩ	B CONTACT	BRASS	GOLD PLATED	5
IP rating	IP67/IP68	Contract resistance	≤10MΩ	C NUT	AL ALLOY	BLACK/SILVER	1
Flammability	UL94 V-0	Operation Temperature	-40° C~105° C	D			
				E			

P/N TITLE
M12A05-07-088 M12防水 A-CODE 5P线端公头 B款9.5L铝螺丝 360度 1.0*5

REV.	REVISION RECORD	DATE	GENERAL TOLERANCES SCALE: 1:1		NAME	DATE	PART.NO:	DWG.NO:
AO	NEW RELEASE		LINEAR	ANGLES			M12A05-07-088	ENDE05
			0.0±0.35	X'REF±6°	APPROVED			
			UNIT:mm	X'±3'	DESIGNER		TITLE:	
			SIZE:A4	0.000±0.10	DRAWN		M12防水 A-CODE 5P线端公头 B款9.5L铝螺丝 360度 1.0*5	



REV: AO SHEET: 1/1