pin位	2pin	3pin	4pin	5pin	6pin	7pin	8pin
X 值	1.00	1.00	1.00	1.00	0.80	0.80	0.80
A-CODE 图 形	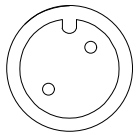	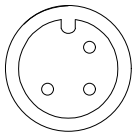	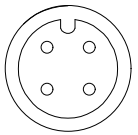	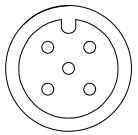	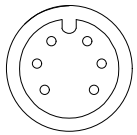	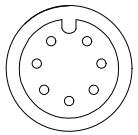	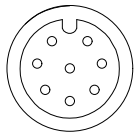
B-CODE 图 形	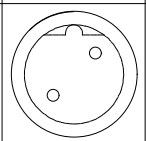	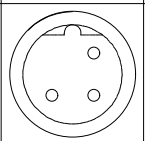	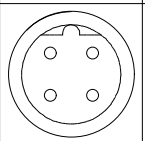	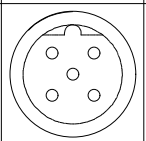			
D-CODE 图 形	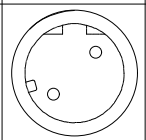	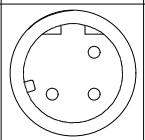	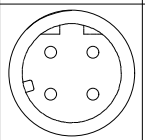				

Recommended Panel Cut-out

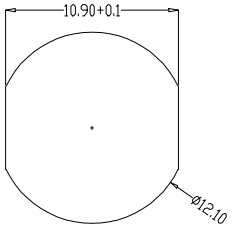

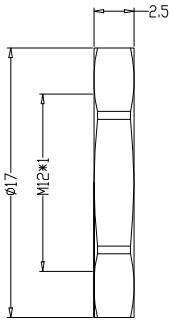

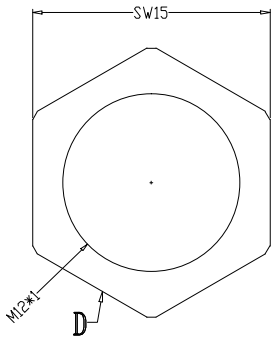

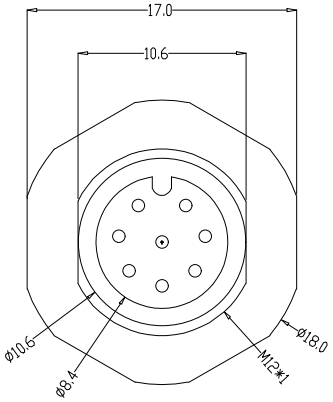

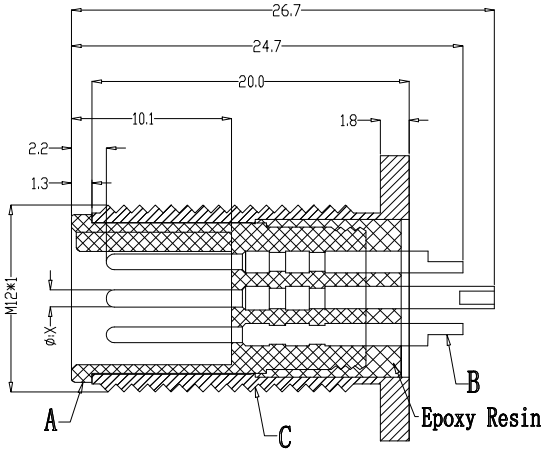

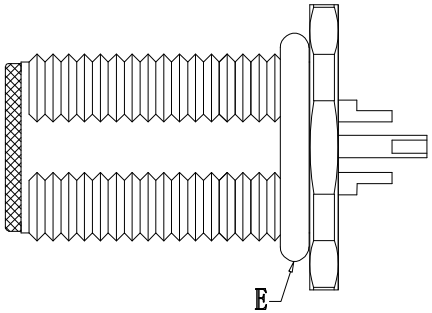

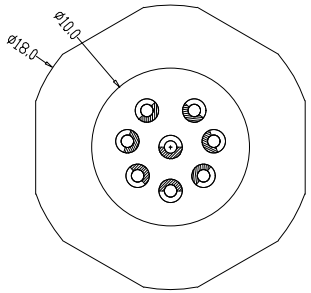

Engagement force	≤50N	Rated volage	2-5pin:60V 6-8pin:30V
Disengagement force	≥5N	Rated current	2-5pin:4A 6-8pin:2A
Mechanical lifespan	≥500	Insulation resistance	≥1000M Ω
IP rating	IP67	Contact resistance	≤10m Ω
Flammability	UL94 V-0	Operation Temperature	-40° C~105° C

	PARTS	MATERIALS	TREATMENT	AMOUNT
A	HOUSING	PA66+GF	SPECIFY COLOR	1
B	CONTACT	BRASS	GOLD PLATED	2~8
C	OUTER CONTACT	BRASS	NICKL PLATED	1
D	NUT	BRASS	NICKL PLATED	1
E	O-RING	EPDM	SPECIFY COLOR	1
F				

REV.	REVISION RECORD	DATE
A0	NEW RELEASE	

UNIT: MM
SIZE: A4

GENERAL TOLERANCES	
LINEAR	ANGLES
0.0±0.25	X° REF±6°
0.00±0.15	X° ±3°
0.000±0.08	X° X'±2°

SCALE 1:1	NAME	DATE
APPROVED		
DESIGNER		
DRAWN		

PART NO. M12XXX-03-201-M12

DWG NO. ENDE05

TITLE M12前锁面板 公直头 ABD编码 焊线式 开孔M12

JCTC® TERMINAL&CONNECTORS

REV A0 SHEET 1/1