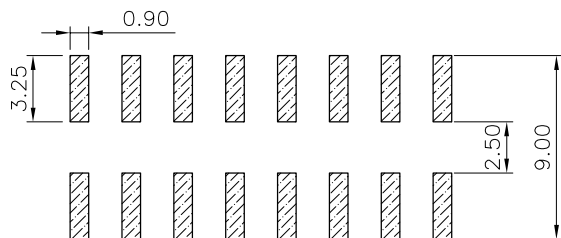
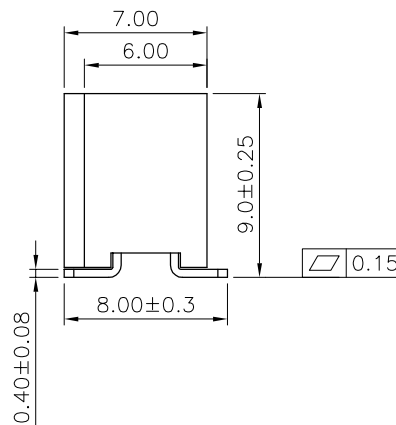
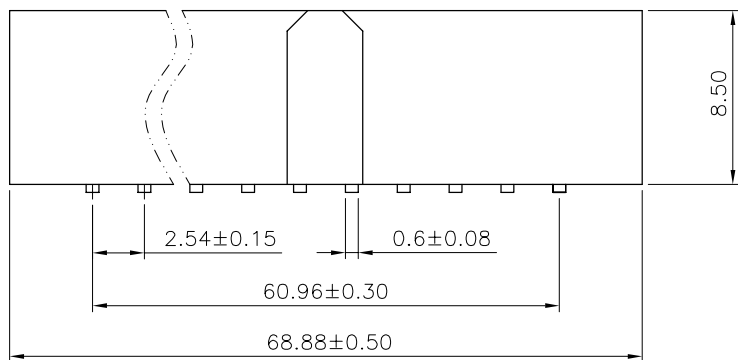
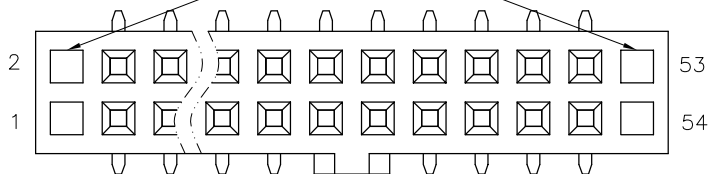


The product using material and processing must conform to the "WI-PZ-001"HSF technical standard control requirements



空PIN为1, 2, 53, 54



TOLERANCE:  $\pm 0.05$ , THICKNESS: 1.6mm  
RECOMMENDED PCB LAYOUT  
(TOP VIEW)

NOTE:

- 1.MATERIAL SPECIFICATION:
  - 1-1.HOUSING: PA6T,UL94V-0
  - 1-2.CONTACTS: BRASS
- 2.PLATING SPECIFICATION:
  - 2-1.CONTACTS: GOLD FLASH/TIN OVER NICKEL
- 3.ELECTRICAL PERFORMANCE:
  - 3-1.CURRENT RATING: 3A
  - 3-2.CONTACT RESISTANCE: 30 mΩ MAX
  - 3-3.INSULATION RESISTANCE: 1000MΩ Min
  - 3-4.DIELECTRIC WITHSTANDING : 500V
- 4.ENVIRONMENTAL PERFORMANCE:
  - 4-1.OPERATING TEMPERATURE: -40°C~+105°C.
- 5.PACKAGE SPEC: Tube
- 6.P/N:

FH2541 85 F 0-2 XX 2 X X X 01

SERIES NO: \_\_\_\_\_

HEIGHT: \_\_\_\_\_  
85: 8.5mm

MALE FEMALE: \_\_\_\_\_  
F-FEMALE

ANGLE: \_\_\_\_\_  
0-180°

ROW NO: \_\_\_\_\_  
2-DOUBLE ROW

PIN Q'PY: \_\_\_\_\_  
02~80

HOUSING:  
1-PA6T  
2-PA6T HF

COLOR:  
A-BLACK  
J-GRAY

PLATING:  
A-ALL AU G/F

TERMIPOINT:  
2-SMT

REV.	REVISION RECORD	DATE	☉	GENERAL TOLERANCES		SCALE: 1:1	NAME	DATE	PART.NO:	DWG.NO:	
AO	NEW RELEASE	21.10.15		LINEAR	ANGLES	APPROVED	Wang_jr	21.10.15	FH254185F0-2XX2XXX01	ENDE05	
			UNIT:mm	X'±3°	DESIGNER	Gao_Han	21.10.15	TITLE:			
			SIZE: A4	X'X' ±2°	DRAWN	Gao_Han	21.10.15	2.54MM Y型排母 H8.5W6.0 2x27P SMT PC8.0 带凸 空第1、2、53、54P			REV: A0 SHEET: 1/1