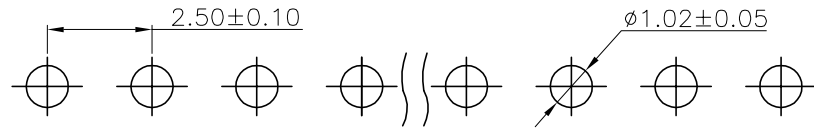
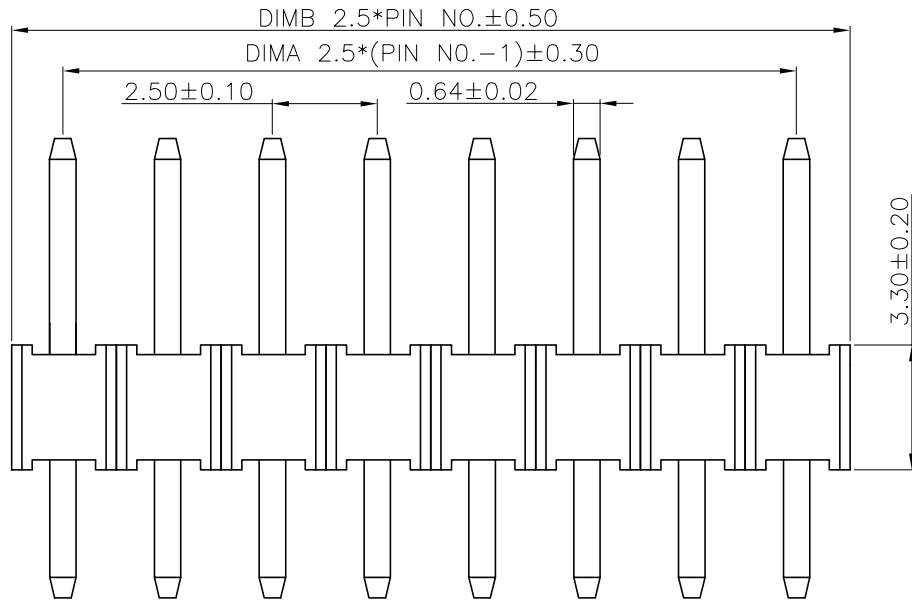
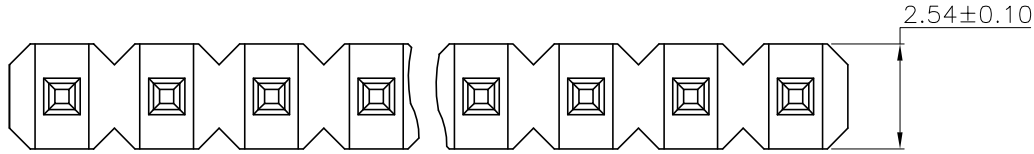


The product using material and processing must conform to the "WL-PZ-001" HSF technical standard control requirements

RoHS



Recommended PCB layout

NOTE:

- 1.MATERIAL SPECIFICATION:
 - 1-1.HOUSING: PA9T,UL94V-0
 - 1-2.CONTACTS: BRASS
- 2.PLATING SPECIFICATION:
 - 2-1.CONTACTS: TIN/GOLD FLASH PLATED OVER ALL.
- 3.MECHANICAL PERFORMANCE:
 - 3-1.RETENTIVITY FORCE: 0.5KGF/pin min
 - 3-2.DURABILITY: 50 CYCLES.
- 4.ELECTRICAL PERFORMANCE:
 - 4-1.CURRENT RATING: 3A AC/DC
 - 4-2.CONTACT RESISTANCE: 20 mΩ MAX
 - 4-3.INSULATION RESISTANCE: 1000MΩ Min
 - 4-4.DIELECTRIC WITHSTANDING : 500V
- 5.ENVIRONMENTAL PERFORMANCE:
 - 5-1.OPERATING TEMPERATURE: -40°C~+105°C.
- 6.PACKAGE SPEC: PE BAG
- 7.P/N: PH2502 33 M 0-1 XX 1 X X X 01

SERIES NO: _____ HOUSING: 1-PA9T
 HEIGHT: 25: 2.5mm
 MALE FEMALE: M-MALE
 ANGLE: 0-180°
 ROW NO: 1-SINGLE ROW
 COLOR: A-BLACK
 PLATING: A-ALL AU G/F
 PIN Q'PY: 01~36
 TERMIPOINT: 1-DIP

PIN NO.	DIMENSION DIMA	DIMB	PIN NO.	DIMENSION DIMA	DIMB	PIN NO.	DIMENSION DIMA	DIMB	PIN NO.	DIMENSION DIMA	DIMB
1*1		2.5	1*11	25.0	27.5	1*21	50.0	52.5	1*31	75.0	77.5
1*2	2.5	5.0	1*12	27.5	30.0	1*22	52.5	55.0	1*32	77.5	80.0
1*3	5.0	7.5	1*13	30.0	32.5	1*23	55.0	57.5	1*33	80.0	82.5
1*4	7.5	10.0	1*14	32.5	35.0	1*24	57.5	60.0	1*34	82.5	85.0
1*5	10.0	12.5	1*15	35.0	37.5	1*25	60.0	62.5	1*35	85.0	87.5
1*6	12.5	15.0	1*16	37.5	40.0	1*26	62.5	65.0	1*36	87.5	90.0
1*7	15.0	17.5	1*17	40.0	42.5	1*27	65.0	67.5			
1*8	17.5	20.0	1*18	42.5	45.0	1*28	67.5	70.0			
1*9	20.0	22.5	1*19	45.0	47.5	1*29	70.0	72.5			
1*10	22.5	25.0	1*20	47.5	50.0	1*30	72.5	75.0			

REV.	REVISION RECORD	DATE	UNIT:mm	GENERAL TOLERANCES		SCALE: 1:1	NAME	DATE	PART.NO:	DWG.NO:	 WanLian Technology Co., Ltd
AO	NEW RELEASE	21.11.17		SIZE: A4	LINEAR	ANGLES	APPROVED	Wang_jr	21.11.17	PH250233M0-1XX1XXX01	
				0.00±0.25	X°±3'	DESIGNER	Han_Gao	21.11.17	TITLE:		REV: A0
				0.000±0.10	X°X' ±2'	DRAWN	Zijun_Huang	21.11.17	Pitch 2.50mm 180° 单排 H3.3W2.54 DIP SB排针		SHEET: 1/1