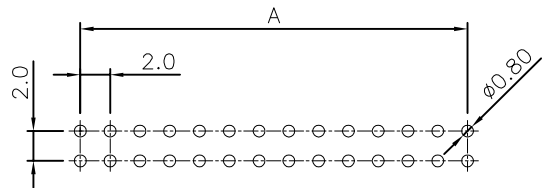
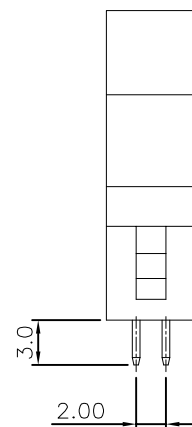
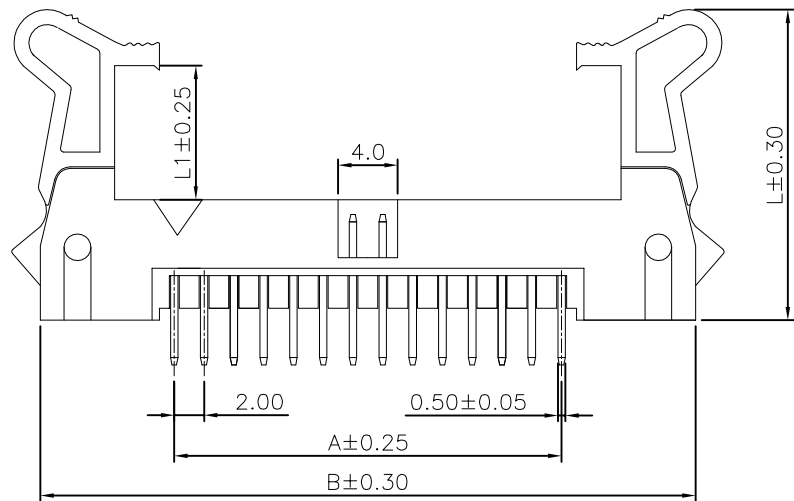
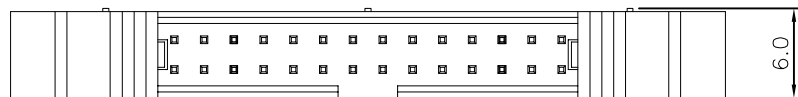


The product using material and processing must conform to the "WL-PZ-001"HSF technical standard control requirements

RoHS



Recommend PCB Layout
General tolerance±0.05



类型	尺寸“L”	尺寸“L1”
高耳	20.85	8.95
低耳	17.00	5.00

NOTE:

- MATERIAL SPECIFICATION:
 - HOUSING: PA6T,UL94V-0
 - CONTACTS: BRASS
- PLATING SPECIFICATION:
 - CONTACTS: TIN/GOLD FLASH PLATED OVER ALL.
- MECHANICAL PERFORMANCE:
 - RETENTIVITY FORCE: 0.4KGF/pin min
 - DURABILITY: 100 CYCLES.
- ELECTRICAL PERFORMANCE:
 - CURRENT RATING: 2A
RATED VOLTAGE : 250V AC/DC
 - CONTACT RESISTANCE: 30 mΩ MAX
 - INSULATION RESISTANCE: 1000MΩ Min
 - DIELECTRIC WITHSTANDING : 500V
- ENVIRONMENTAL PERFORMANCE:
 - OPERATING TEMPERATURE: -40°C~+105°C.
- PACKAGE SPEC: TRAY
- P/N:

EJ20752 F 0-2 XX 1 X X X

SERIES NO: []

MALE FEMALE: []
F-FEMALE

ANGLE: []
9-90°
0-180°

ROW NO: []
2-DOUBLE ROW

PIN Q'PY: []
10~64

TYPE:
1-高耳
2-低耳

COLOR:
A-BLACK
K-WHITE
S-NATURE

PLATING:
A-ALL AU G/F
C-BRIGHT TIN
D-MATTE Tin

TERMPOINT:
1-DIP

Poles	Dimensions(mm)			Poles	Dimensions(mm)		
	A	B	C		A	B	C
06	4.00	21.92	12.60	30	28.00	45.92	36.60
08	6.00	23.92	14.60	34	32.00	49.92	40.60
10	8.00	25.92	16.60	36	34.00	51.92	42.60
12	10.00	27.92	18.60	40	38.00	55.92	46.60
14	12.00	29.92	20.60	44	42.00	59.92	50.60
16	14.00	31.92	22.60	50	48.00	65.92	56.60
20	18.00	35.92	26.60	60	58.00	75.92	66.60
24	22.00	39.92	30.60	64	60.00	77.92	70.60
26	24.00	41.92	32.60				

REV.	REVISION RECORD	DATE	UNIT:mm	GENERAL TOLERANCES		SCALE:	NAME	DATE	PART.NO:	DWG.NO:	TITLE:	REV: A0	SHEET: 1/2
AO	NEW RELEASE	21.11.17		LINEAR	ANGLES	1:1							
				0.00±0.25	X'±3'								
				0.00±0.10	X'X' ±2'								



WanLian Technology Co., Ltd

The product using material and processing must conform to the "WL-PZ-001"HSF technical standard control requirements

RoHS

PIN 数	PACKING METHOD S CODE 包装方式	INNER PACKING SIZE 包材规格		INNER PACKING QTY (PCS) 数量	INSIDE CARTON NO.	CARTON NO. 外箱规格 (mm)			KPCS / CARTON 数量	G.W REF. (KG) 毛重
		L / (D)	W			L	W	H		
10	C	450	265	252		475	285	335	3.78	
12	C	450	265	234		475	285	335	3.51	
14	C	450	265	216		475	285	335	3.24	
16	C	450	265	198		475	285	335	2.97	
18	C	450	265	180		475	285	335	2.7	
20	C	450	265	180		475	285	335	2.7	
24	C	450	265	162		475	285	335	2.43	
26	C	450	265	162		475	285	335	2.43	
30	C	450	265	144		475	285	335	2.16	
34	C	450	265	126		475	285	335	1.89	
36	C	450	265	126		475	285	335	1.89	
44	C	450	265	108		475	285	335	1.62	
50	C	450	265	108		475	285	335	1.62	
60	C	450	265	90		475	285	335	1.35	
64	C	450	265	90		475	285	335	1.35	

备注：每箱装15层

包 装 物 料 示 意 圖

◆包裝方式

- ◇ A= 1 → 9
- ◇ B= 3 → 9
- ◆ C= 4 → 9
- ◇ D= 5 → 2 → 9
- ◇ E= 6 → 7 → 9
- ◇ F= 1 → 8 → 9
- ◇ G= 3 → 1 → 9

REV.	REVISION RECORD	DATE		GENERAL TOLERANCES		SCALE: 1:1	NAME	DATE	PART.NO:	DWG.NO:
AO	NEW RELEASE	21.11.17		LINEAR	ANGLES	APPROVED	Wang_jr	21.11.17	EJ20752F0-2XX1XXX	ENDE05
				0.0±0.35	X°REF±6°	DESIGNER	Han_Gao	21.11.17	TITLE:	
				UNIT:mm	X'±3°	DRAWN	Zijun_Huang	21.11.17	包装规范	
			SIZE: A4	0.000±0.10	X'X' ±2°					



REV: A0 SHEET: 2/2