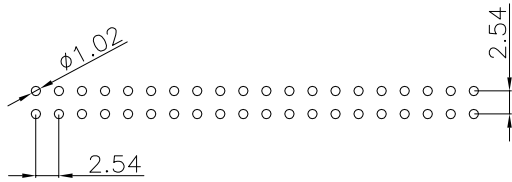
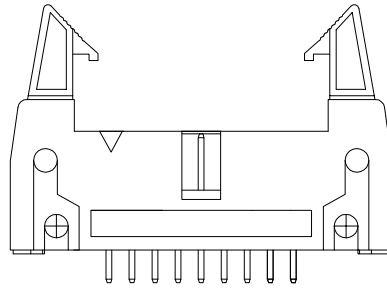


The product using material and processing must conform to the "WI-PZ-001"HSF technical standard control requirements

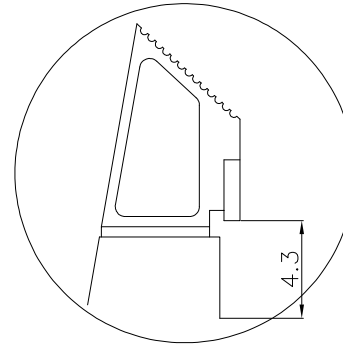
RoHS



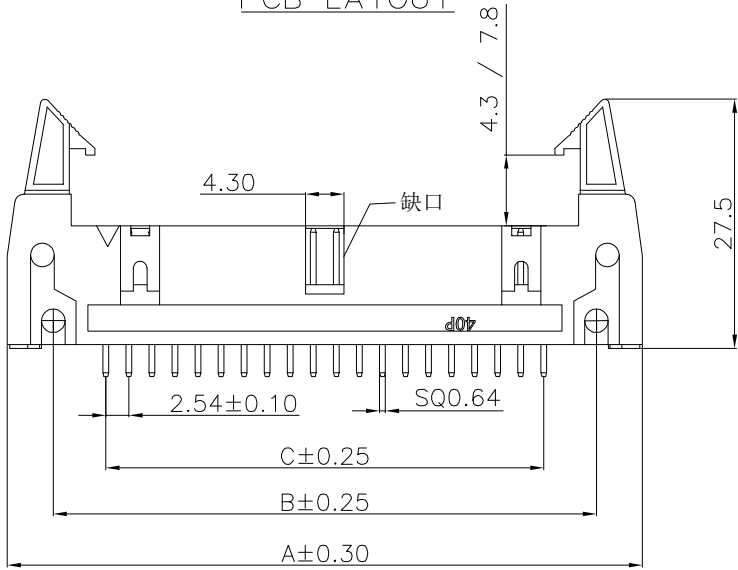
PCB LAYOUT



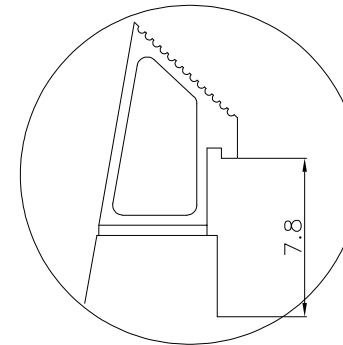
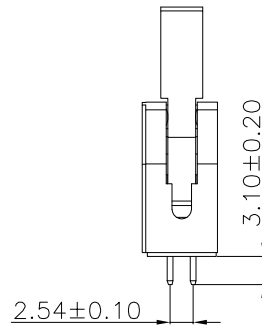
2*3P-2*9P



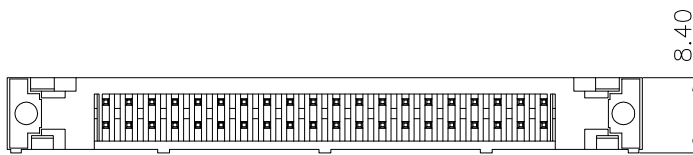
SHORT LATCH(短勾)



2*9P以上



LONG LATCH(长勾)



- NOTE:
- MATERIAL SPECIFICATION:
 - HOUSING: PBT,UL94V-0
 - CONTACTS: BRASS
 - PLATING SPECIFICATION:
 - CONTACTS: TIN/GOLD FLASH PLATED OVER ALL.
 - MECHANICAL PERFORMANCE:
 - RETENTIVITY FORCE: 0.8KGf/pin min
 - DURABILITY: 250 CYCLES.
 - ELECTRICAL PERFORMANCE:
 - CURRENT RATING: 3A
RATED VOLTAGE : 250V AC/DC
 - CONTACT RESISTANCE: 30 mΩ MAX
 - INSULATION RESISTANCE: 1000MΩ Min
 - DIELECTRIC WITHSTANDING : 1000V
 - ENVIRONMENTAL PERFORMANCE:
 - OPERATING TEMPERATURE: -40°C~+105°C.
 - PACKAGE SPEC: TRAY
 - P/N:

EJ25531 F 0-2 XX 1 X X X

SERIES NO: _____ OPTION:
1-长勾单缺口

MALE FEMALE: _____ COLOR:
F-FEMALE A-BLACK
J-GREY
S-NATURE

ANGLE: _____ PLATING:
0-180° A-ALL AU G/F
C-BRIGHT TIN
D-MATTE Tin

ROW NO: _____ TERMIPOINT:
2-DOUBLE ROW 1-DIP

PIN Q'PY: _____
04~64

Ordering Information & Dimensions

Poles	Dimensions (mm)			Poles	Dimensions (mm)		
	A	B	C		A	B	C
2*3P	26.92	16.76	5.08	2*18P	65.02	54.86	43.18
2*4P	29.46	19.30	7.62	2*19P	67.56	57.40	45.72
2*5P	32.00	21.84	10.16	2*20P	70.10	59.94	48.26
2*6P	34.54	24.38	12.70	2*21P	72.64	62.48	50.80
2*7P	37.08	26.92	15.24	2*22P	75.18	65.02	53.34
2*8P	39.62	29.46	17.78	2*23P	77.72	67.56	55.88
2*9P	42.16	32.00	20.32	2*24P	80.26	70.10	58.42
2*10P	44.70	34.54	22.86	2*25P	82.80	72.64	60.96
2*11P	47.24	37.08	25.40	2*26P	85.34	75.18	63.50
2*12P	49.78	39.62	27.94	2*27P	87.88	77.72	66.04
2*13P	52.32	42.16	30.48	2*28P	90.42	80.26	68.58
2*14P	54.86	44.70	32.02	2*29P	92.96	82.80	71.12
2*15P	57.40	47.24	35.56	2*30P	95.50	85.34	73.66
2*16P	59.94	49.78	38.10	2*31P	98.04	87.88	76.20
2*17P	62.48	52.32	40.64	2*32P	100.58	90.42	78.74

REV.	REVISION RECORD	DATE	UNIT:mm	GENERAL TOLERANCES		SCALE:	NAME	DATE	PART.NO:	DWG.NO:	REV: A0	SHEET: 1/2
AO	NEW RELEASE	21.11.17		LINEAR	ANGLES	1:1						
			0.00±0.25	X°±3'		DESIGNER	Han_Gao	21.11.17	EJ25531F0-2XX1XXX	ENDE05	Pitch 2.54mm 180° 双排 DIP 牛角 PC:3.10MM	
			0.00±0.10	X°X' ±2'		DRAWN	Zijun_Huang	21.11.17				

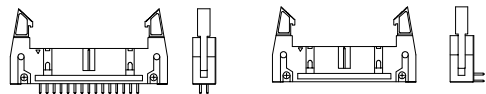


WanLian Technology Co., Ltd

REV: A0 SHEET: 1/2

The product using material and processing must conform to the "WL-PZ-001" HSF technical standard control requirements

RoHS




立插-XXPIN

卧插-XXPIN

卧插-XXPIN 摆放方式

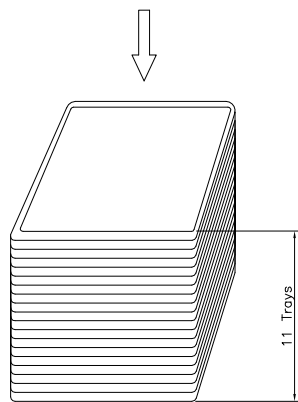
立插-XXPIN 摆放方式



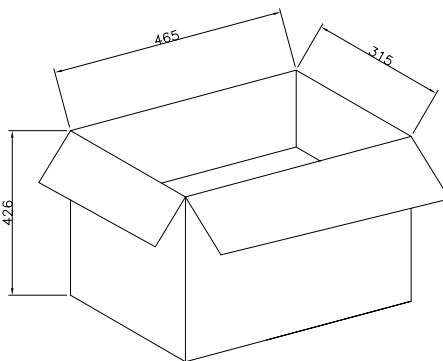
示图一: Tray盘-底盒



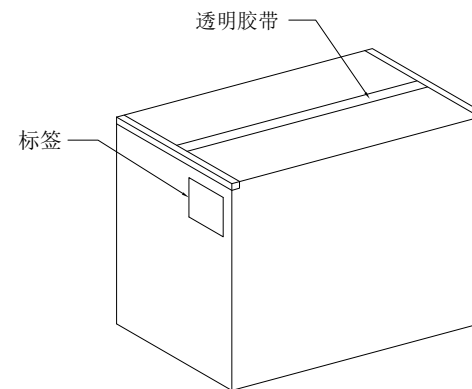
示图二: Tray盘-盖子



示图三: 11盘/扎



示图四: 2扎/箱
纸箱 46.5*31.5*42.6CM



示图五: 封箱及贴外箱标签

包装说明:

- 1、真空盘每个槽(如图一方式)将产品摆满,注意产品叠放的方式需一致,不可少数;
- 2、将每个槽,不足摆放一个产品的空隙处,用不影响产品品质之物作填充,防止产品因空隙过大而晃动,然后将每盒产品加盖子并固定盒子四周;
- 3、粘贴盒装标签,每盒产品需贴对应的最小包装标签,注意标签上的产品料号、数量、生产日期及批号必须与产品实际相符,且字体需清晰、无模糊及漏印错印等不良现象;
- 3、将11盘产品叠放为一扎,注意方向需一致,然后用PE膜缠捆紧;
- 4、装箱(2捆/箱)与贴标签,注意产品不可少数、多数、方向需一致,外箱需贴对应之产品标签(或客户指定标签)以及箱麦等,尾数包装需用不影响品质之物品填充,并注明尾数。

Packing specification:

Poles	PCS/Tray	PCS/Box	Poles	PCS/Tray	PCS/Box
2*02P	238	5236	2*18P	84	1848
2*03P	210	4620	2*19P	84	1848
2*04P	196	4312	2*20P	84	1848
2*05P	182	4004	2*21P	70	1540
2*06P	168	3696	2*22P	70	1540
2*07P	154	3388	2*23P	70	1540
2*08P	140	3080	2*24P	70	1540
2*09P	140	3080	2*25P	70	1540
2*10P	126	2772	2*26P	56	1232
2*11P	112	2464	2*27P	56	1232
2*12P	112	2464	2*28P	56	1232
2*13P	112	2464	2*29P	56	1232
2*14P	98	2156	2*30P	56	1232
2*15P	98	2156	2*31P	56	1232
2*16P	98	2156	2*32P	56	1232
2*17P	84	1848			

REV.	REVISION RECORD	DATE	UNIT:mm	GENERAL TOLERANCES		SCALE: 1:1	NAME	DATE	PART.NO: PACKAGE SPEC	DWG.NO: ENDE05	 WanLian Technology Co., Ltd
AO	NEW RELEASE	21.11.17		LINEAR	ANGLES	APPROVED	Wang_jr	21.11.17			
			0.00±0.25	X'±3'	DESIGNER	Han_Gao	21.11.17	TITLE: PACKAGE SPEC			
			SIZE: A4	0.000±0.10	X'X' ±2'	DRAWN	Zijun_Huang	21.11.17			REV: A0 SHEET: 2/2