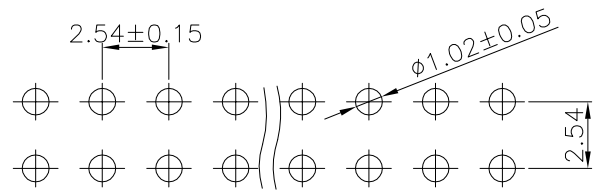
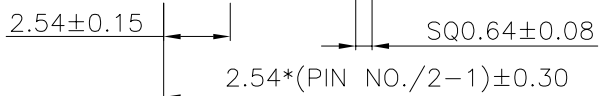
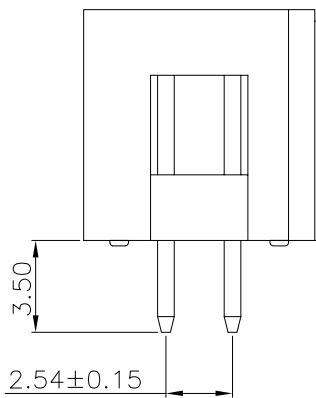
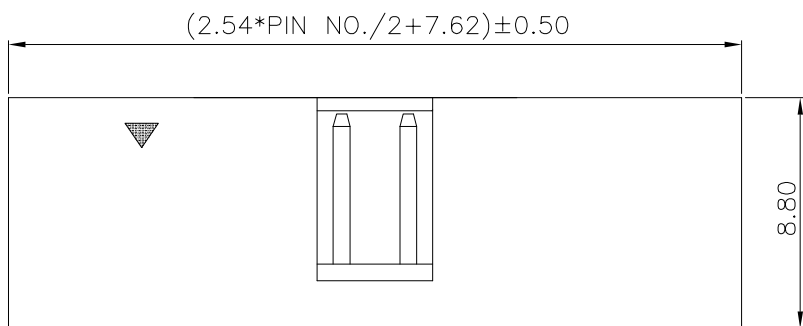
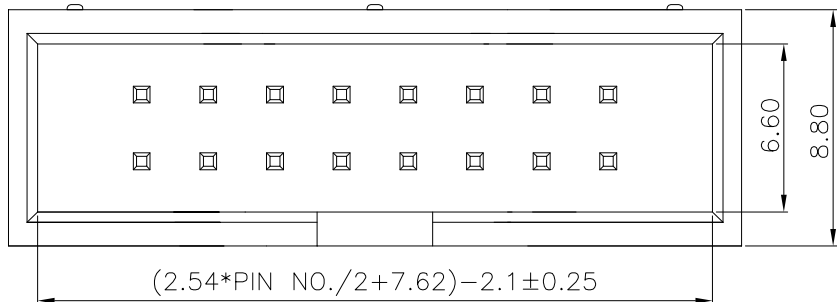


The product using material and processing must conform to the "WI-PZ-001"HSF technical standard control requirements

RoHS



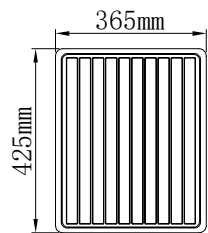
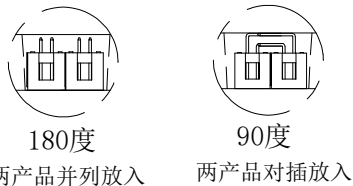
PCB Layout

NOTE:
 1.MATERIAL SPECIFICATION:
 1-1.HOUSING: PA9T/PBT,UL94V-0
 1-2.CONTACTS: BRASS
 2.PLATING SPECIFICATION:
 2-1.CONTACTS:
 GOLD FLASH/TIN OVER NICKEL
 3.ELECTRICAL PERFORMANCE:
 3-1.CURRENT RATING: 3A
 3-2.CONTACT RESISTANCE: 30 mΩ MAX
 3-3.INSULATION RESISTANCE: 1000MΩ Min
 3-4.DIELECTRIC WITHSTANDING : 500V
 4.ENVIRONMENTAL PERFORMANCE:
 4-1.OPERATING TEMPERATURE:
 PA9T: -40°C~+105°C.
 PBT : -25°C~+85°C.
 5.PACKAGE SPEC: TRAY
 6.P/N:
 BH25536 F 0-2 XX 1 X X X
 SERIES NO: _____ HOUSING:
 1-PA9T
 2-PBT
 MALE FEMALE: _____ COLOR:
 F-FEMALE A-BLACK
 ANGLE: _____ PLATING:
 0-180° A-ALL AU G/F
 ROW NO: _____ TERMIPOINT:
 2-DOUBLE ROW 1-DIP
 PIN Q' PY: _____
 06~50


REV.	REVISION RECORD	DATE		GENERAL TOLERANCES		SCALE: 1:1	NAME	DATE	PART.NO:	DWG.NO:	 WanLian Technology Co., Ltd
A0	NEW RELEASE	21.10.15		LINEAR	ANGLES	APPROVED	Wang_jr	21.10.15	BH25536F0-2XX1XXX	ENDE05	
			UNIT:mm	0.00±0.25	X'±3'	DESIGNER	Gao_Han	21.10.15	TITLE:		REV: A0 SHEET: 1/2
			SIZE: A4	0.000±0.10	X'X' ±2'	DRAWN	Gao_Han	21.10.15	Pitch 2.54mm 180° 双排 DIP 筒牛 PC:3.3MM		

The product using material and processing must conform to the "WI-PZ-001" HSF technical standard control requirements

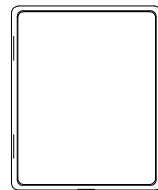
RoHS



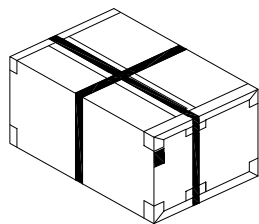
NO. 1
产品装入真空盒内



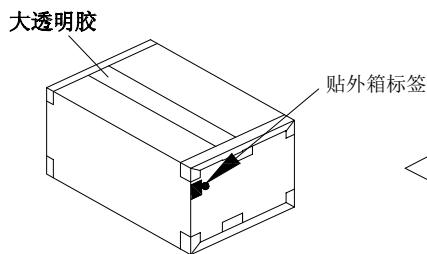
NO. 2
盖上盒盖并四边订上订书钉



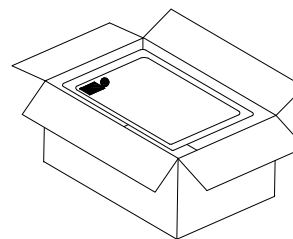
NO. 3
贴标签于真空盒左上角



NO. 6
打包装带



NO. 5
封箱及贴标签于纸箱侧面的左上角



NO. 4

说明:

- 1、产品如图所示形态放入真空盒;
- 2、注意各标签样式, 位置及方向的一致性;
- 3、打外箱包装袋时需注意, 打为十字型;

Pin位	包装数量 PCS/盘	每箱数量 (直) PCS/箱	每箱数量 (弯) PCS/箱	Pin位	包装数量 PCS/盘	每箱数量(直) PCS/箱	每箱数量(弯) PCS/箱
2*3 (6P)	380	7600	8360	2*14 (28P)	120	2400	2640
2*4 (8P)	320	6400	7040	2*15 (30P)	120	2400	2640
2*5 (10P)	280	5600	6160	2*16 (32P)	120	2400	2640
2*6 (12P)	240	4800	5280	2*17 (34P)	100	2000	2200
2*7 (14P)	220	4400	4840	2*18 (36P)	100	2000	2200
2*8 (16P)	200	4000	4400	2*20 (40P)	80	1600	1760
2*9 (18P)	180	3600	3960	2*22 (44P)	80	1600	1760
2*10 (20P)	160	3200	3520	2*25 (50P)	80	1600	1760
2*11 (22P)	160	3200	3520	2*30 (60P)	60	1200	1320
2*12 (24P)	140	2800	3080	2*32 (64P)	60	1200	1320
2*13 (26P)	140	2800	3080				

REV.	REVISION RECORD	DATE		GENERAL TOLERANCES		SCALE: 1:1	NAME	DATE	PART.NO: BH25536F0-2XX1XXX	DWG.NO: ENDE05	 WanLian Technology Co., Ltd	
AO	NEW RELEASE	21.10.15		LINEAR	ANGLES	APPROVED	Wang_jr	21.10.15				
			UNIT:mm	0.00±0.25	X'±3'	DESIGNER	Gao_Han	21.10.15	TITLE: PACKAGE SPEC			
			SIZE: A4	0.000±0.10	X'X' ±2'	DRAWN	Gao_Han	21.10.15				REV: A0