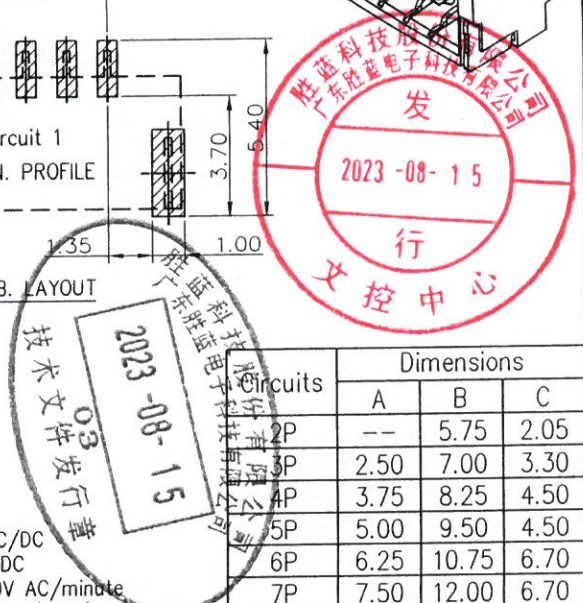


11257W90-NP-S-3E-HF
① ② ③ ④ ⑤ ⑥

- ① Series No.
- ② W90 : Side Contact
W00 : Up Contact
- ③ No. of Circuits
- ④ S : SMT Type
- ⑤ 3E : Matte Tin-plated
- ⑥ HF : Halogen Free

Specifications:
 Voltage Rating : 50V AC/DC
 Current Rating : 1A AC,DC
 Withstand Voltage : 500V AC/minute
 Contact Resistance : 30mΩ(MAX.)
 Insulation Resistance : 100MΩ(MIN.)
 Temperature Range : -25°C~+85°C
 Contact: Phosphor Bronze/Matte Tin-plated
 Solder Tabs: Brass/Matte Tin-plated
 Insulator : Thermal Plasticity Resin, UL 94V-0
 Halogen Free
 Colour : Natural(Beige)
 The product using material and processing must conform to the "WI-PZ-142"HSF technical standard control requirements

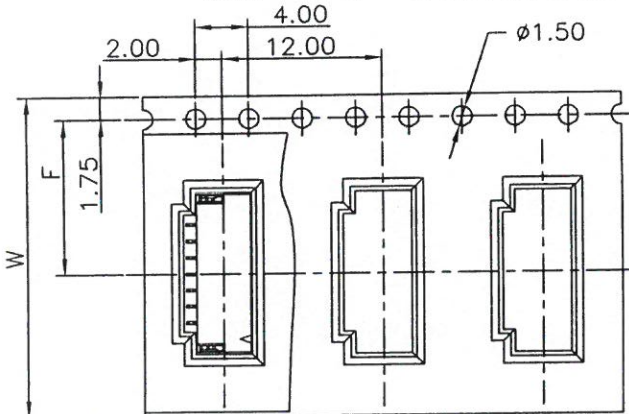
Circuits	Dimensions		
	A	B	C
2P	--	5.75	2.05
3P	2.50	7.00	3.30
4P	3.75	8.25	4.50
5P	5.00	9.50	4.50
6P	6.25	10.75	6.70
7P	7.50	12.00	6.70
8P	8.75	13.25	6.70
9P	10.00	14.50	6.70
10P	11.25	15.75	8.65
11P	12.50	17.00	8.65
12P	13.75	18.25	8.65
13P	15.00	19.50	8.65
14P	16.25	20.75	8.65
15P	17.50	22.00	8.65
16P	18.75	23.25	8.65
17P	20.00	24.50	8.65
18P	21.25	25.75	8.65



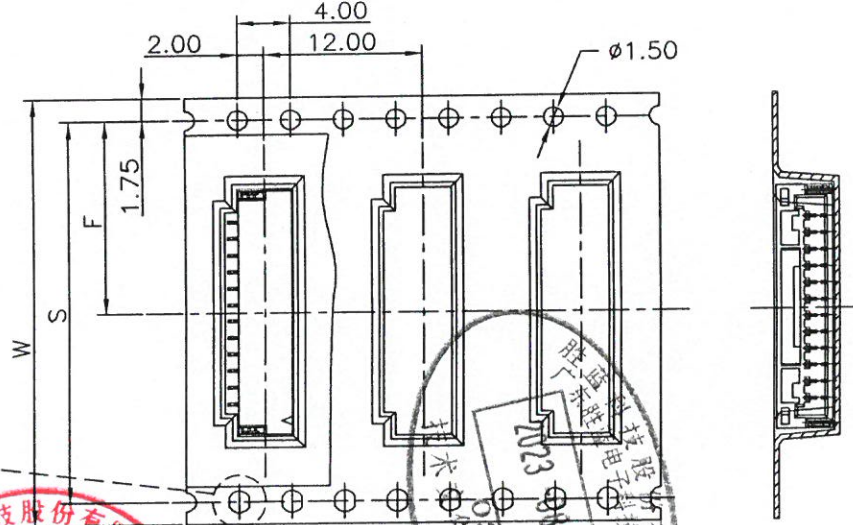
REV.	REVISION RECORD	DATE	GENERAL TOLERANCES	SCALE 1:1	NAME	DATE	PART NO.	DWG NO.
C0	The new version file were released	2013.07.25	LINEAR: 0.0±0.25 ANGLES: X° REF±6°	APPROVED	[Signature]	23.08.15	11257W90-NP-S-3E-HF	ENDE05
C1	变更公司名称	2017.05.04		DESIGNER				
C2	WN2009240266	2020.09.27	LINEAR: 0.00±0.15 ANGLES: X° ±3°	DRAWN	Noah	23.07.31	GHR 1.25mm PITCH 90° SMT WAFER	REV: C3 SHEET: 1/2
C3	ECR20230731800	2023.07.31	LINEAR: 0.000±0.08 ANGLES: X° X' ±2°					



02~10 Contacts

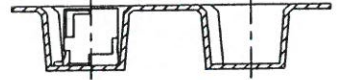


11~18 Contacts



Unreeing direction →

Unreeing direction →



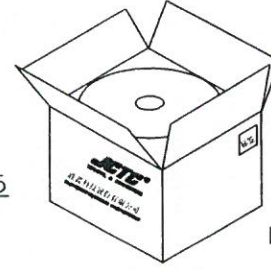
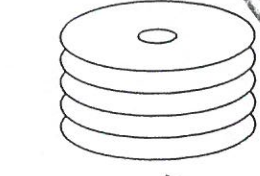
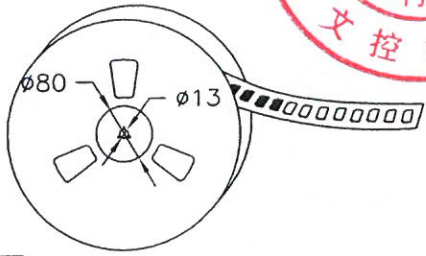
Top tape leader part

Carrier tape

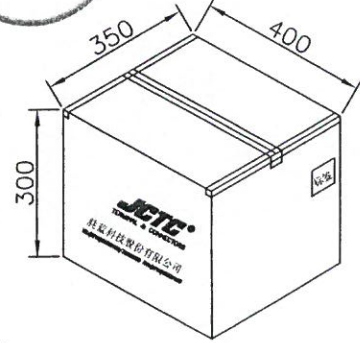
Tail part (Empty) 20 pcs

Connector packaging part

Leader part (Empty) 20 pcs



Load carton



Sealed carton

Number of Contacts	W±0.3	F±0.1	S±0.1	Pcs/Reel	Pcs/Box
2~5P	16	7.50	/	1,000	14,000
6~10P	24	11.50		1,000	10,000
11~16P	32	14.20	28.40	1,000	8,000
17~18P	44	22.20	40.40	1,000	6,000

REV.	REVISION RECORD	DATE	GENERAL TOLERANCES	SCALE	NAME	DATE	PART NO.	DWG NO.
C0	The new version file were released	2013.07.25	LINEAR	1:1			11257W90-NP-S-3E-HF-R	ENDE05
C1	变更公司名称	2017.05.04	0.0±0.25	APPROVED	MU	23.08.15	TITLE GHR 1.25mm PITCH 90° SMT WAFER	
C2	WN2009240266	2020.09.27	0.00±0.15	DESIGNER				
C3	ECR20230731800	2023.07.31	0.000±0.08	DRAWN	Noah	23.07.31		

REV	C3	SHEET	2/2
-----	----	-------	-----