The product using material and processing must conform to the "WI-PZ-001"HSF technical standard control requirements

RoHS+HF

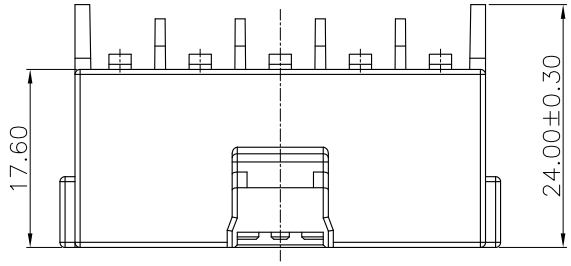

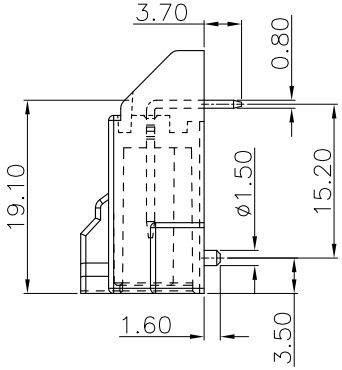

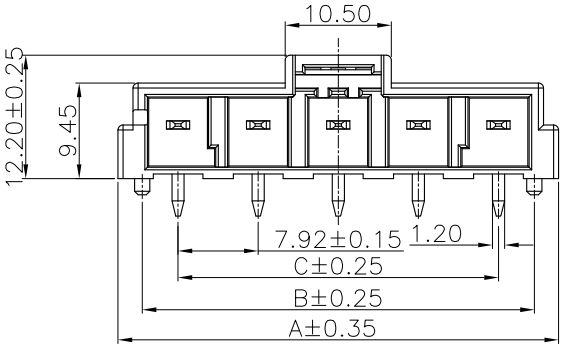

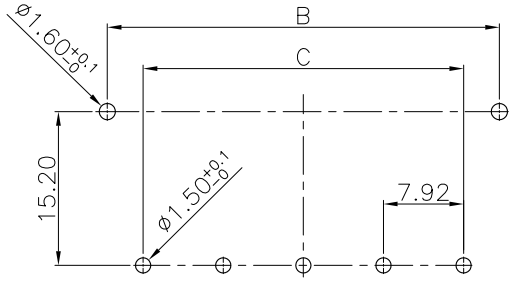

PCB Layout

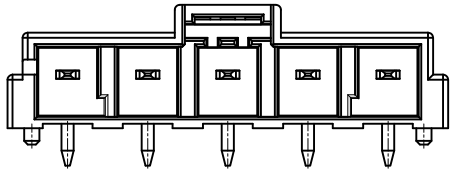

Guide Key : Inside Color : White

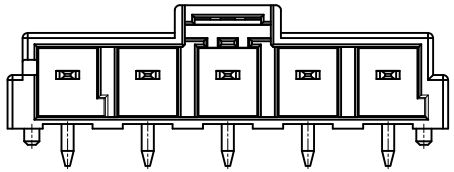

Guide Key : Right Side Color : Black

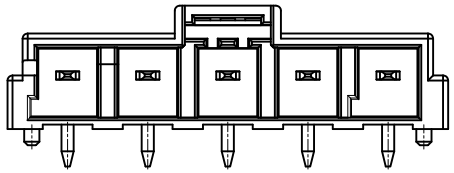

Guide Key : Left Side, Color : Red

NOTE:
1.MATERIAL SPECIFICATION:
1-1.HOUSING: PA66+30%GF,UL94V-0
1-2.CONTACTS: BRASS
2.PLATING SPECIFICATION:
2-1.CONTACTS:
TIN/GOLD FLASH PLATED OVER ALL.
3.ELECTRICAL PERFORMANCE:
3-1.CURRENT RATING: SEE TABLE2
RATED VOLTAGE : 600V
3-2.CONTACT RESISTANCE: 5 mΩ MAX
3-3.INSULATION RESISTANCE: 1000MΩ Min
3-4.DIELECTRIC WITHSTANDING : 2500V AC
4.ENVIRONMENTAL PERFORMANCE:
4-1.OPERATING TEMPERATURE: -35°C~+90°C.
5.PACKAGE SPEC: PE BAG
6.P/N:

A7925 W 9-1 XX 1 X X 0

SERIES NO:
CONNECTOR:
W-WAFER
ANGLE:
9-90°
ROW NO:
1-SINGLE ROW
PIN Q'PY:
02~16
COLOR:
A-BLACK (RIGHT SIDE)
K-WHITE (INSIDE)
C-RED (LEFT SIDE)
PLATING:
A-ALL AU G/F
C-BRIGHT TIN
D-MATTE TIN
TERMIPOINT:
1-DIP

table1:
Dimensional Information

Circuit	Dimensions(mm)		
	A	B	C
2	19.80	15.00	7.92
3	27.72	22.92	15.84
4	35.64	30.84	23.76
5	43.56	38.76	31.68

table2:
Specification:

Circuit	10AWG	12AWG	14AWG	16AWG
1	30A	25A	20A	15A
2	25A	20A	18A	15A
3	25A	20A	18A	15A
4	22A	18A	15A	13A
5	22A	18A	15A	13A

REV.	REVISION RECORD	DATE
A0	NEW RELEASE	22.10.28

UNIT: mm
SIZE: A4

GENERAL TOLERANCES	
LINEAR	ANGLES
0.0±0.35	X°REF±6°
0.00±0.25	X°±3°
0.000±0.10	X°X' ±2°

SCALE: 1:1	NAME	DATE
APPROVED	Wang_jr	22.10.28
CHECK	XueZe_Ma	22.10.28
DRAWN	LanXuan_Hou	22.10.28

PART.NO: A7925W9-1XX1XX0

DWG.NO: ENDE05

TITLE: Pitch 7.92mm 90° HRS 单排带扣卧插 Wafer

万连科技
WanLian Technology Co., Ltd

REV: A0 SHEET: 1/1