The product using material and processing must conform to the "WI-PZ-142"HSF technical standard control requirements

RoHS+HF

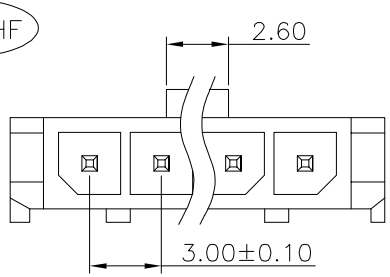

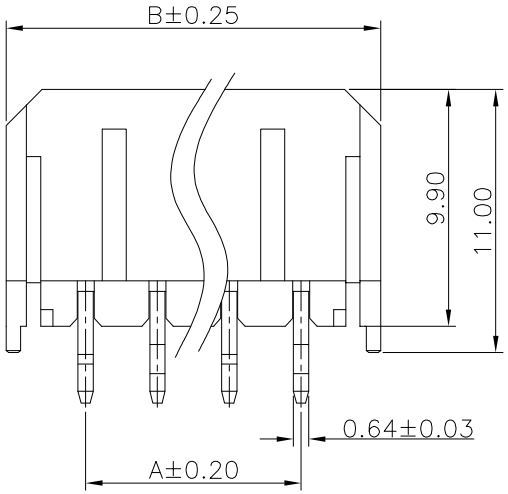

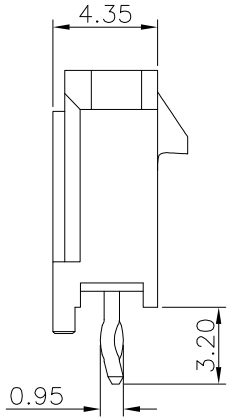

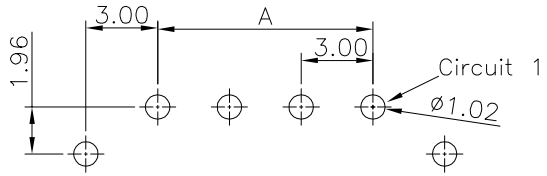

Recommended P.C.B Layout
General Tolerance±0.05

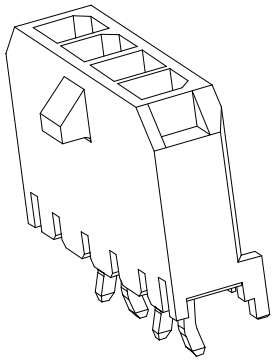

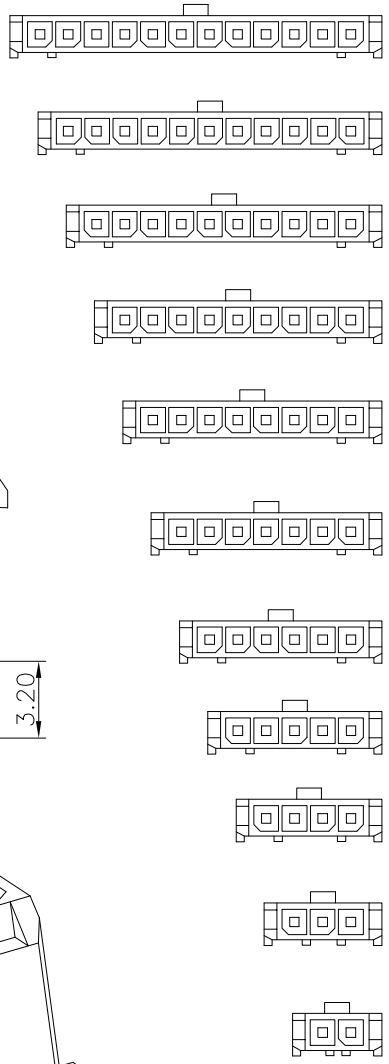

CIRCUIT SIZE LAYOUT

NOTE:
1.MATERIAL SPECIFICATION:
1-1.HOUSING: LCP/PBT UL94V-0,BLACK
1-2.CONTACTS: BRASS
2.PLATING SPECIFICATION:
2-1.CONTACTS:
TIN PLATED OVER ALL.
3.MECHANICAL PERFORMANCE:
3-1.INSERTION FORCE: 1.00kgf/Pin MAX
3-2.REMOVAL FORCE: 0.35kgf/Pin MIN
3-3.DURABILITY: 30 CYCLES.
4.ELECTRICAL PERFORMANCE:
4-1. RATED CURRENT : 5A AC,DC
RATED VOLTAGE : 250V AC/DC
4-2.INSULATION RESISTANCE: 1000MΩ MIN
CONTACT RESISTANCE : 10mΩ(MAX.)
4-3.WITHSTANDING VOLTAGE: 1000V AC/minute
5.ENVIRONMENTAL PERFORMANCE:
OPERATING TEMPERATURE: -40°C~+105°C.
6.PACKAGE SPEC: PE BAG
7.PART.NO:

A1 C3030 W 0 2-1 XX 1 X X 0

SERIES NO:
CONNECTOR: W-WAFER
ANGLE: 0-180°
TYPE: 2-TYPE 2
ROW NO: 1-SINGLE ROW
PIN Q'PY: 02~12
TERMIPOINT: 1-DIP
PLATING: A-ALL AU G/F, C-BRIGHE TIN, D-MATTE Tin
COLOR: A-BLACK, S-NATURE

Circuit	Dimensions (mm) A	Dimensions (mm) B	Circuit	Dimensions (mm) A	Dimensions (mm) B
02	3.00	9.65	08	21.00	27.65
03	6.00	12.65	09	24.00	30.65
04	9.00	15.65	10	27.00	33.65
05	12.00	18.65	11	30.00	36.65
06	15.00	21.65	12	33.00	39.65
07	18.00	24.65			

REV.	REVISION RECORD	DATE
A0	NEW RELEASE	21.01.13
A1	PART NUMBER RENEWAL	23.09.14

UNIT: mm
SIZE: A4

GENERAL TOLERANCES	
LINEAR	ANGLES
0.0±0.35	X°REF±6°
0.00±0.25	X°±3°
0.000±0.10	X°X' ±2°

SCALE: 1:1	NAME	DATE
APPROVED	Wang_jr	23.09.14
DESIGNER	Ding_bo	23.09.14
DRAWN	LX_HOU	23.09.14

PART.NO: C3030W02-1XX1XX0

DWG.NO: ENDE05

TITLE: 3.0mm Crimp Style connectors

万连科技 WanLian Technology Co., Ltd

REV: A1

SHEET: 1/1