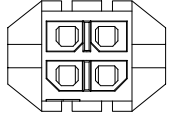


1 2 3 4 5 6 7 8

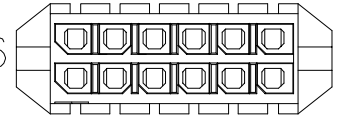
The product using material and processing must conform to the "WI-PZ-001"HSF technical standard control requirements

RoHS+HF

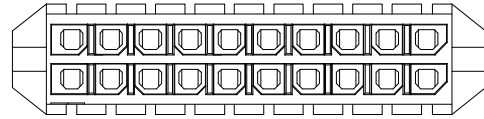
2*02



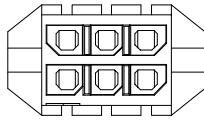
2*06



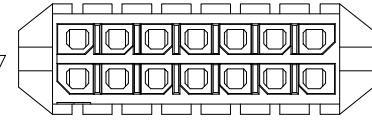
2*10



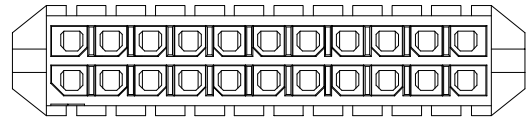
2*03



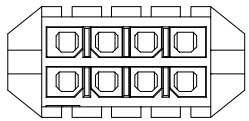
2*07



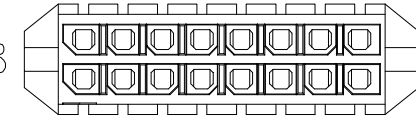
2*11



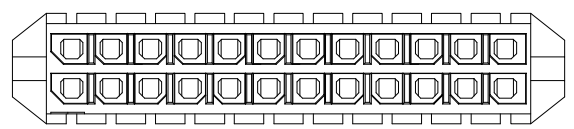
2*04



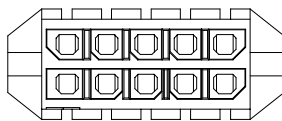
2*08



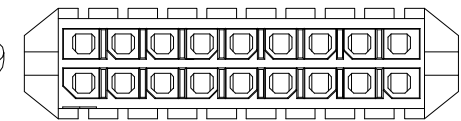
2*12



2*05



2*09

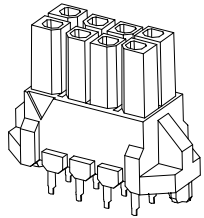


REV.	REVISION RECORD	DATE		GENERAL TOLERANCES		SCALE: 1:1	NAME	DATE	PART.NO:	DWG.NO:	 WanLian Technology Co., Ltd
A0	NEW RELEASE	22.10.28		LINEAR	ANGLES	APPROVED	Wang_jr	23.09.14	C3030W04-2XX1XX0	ENDE05	
A1	PART NUMBER RENEWAL	23.09.14	0.0±0.35	X'REF±6'	CHECK	XueZe_Ma	23.09.14	TITLE:			
			UNIT:mm	0.00±0.25	X'±3'	DRAWN	LanXuan_Hou	23.09.14	Pitch 3.00 mm 180° 双排喇叭口带柱DIP型 Wafer		
			SIZE: A4	0.000±0.10	X'X' ±2'				REV: A1	SHEET: 2/3	

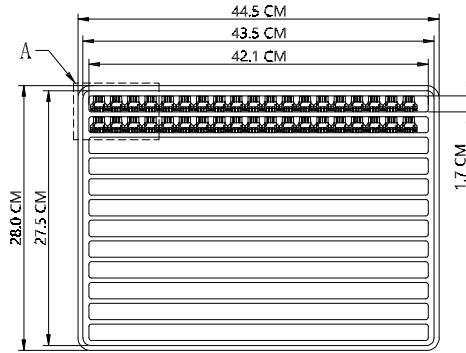
1 2 3 4 5 6 7 8

The product using material and processing must conform to the "WI-PZ-001" HSF technical standard control requirements

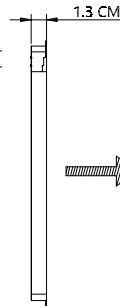
RoHS+HF



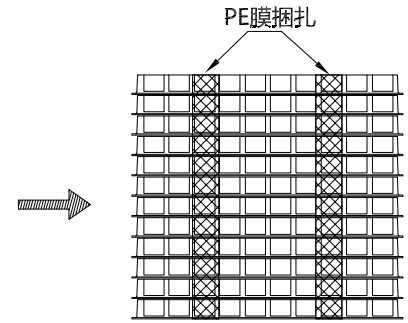
产品示意图



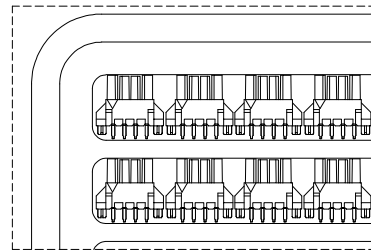
吸塑盘下盖(12格)



吸塑盘上盖



一盘一上盖

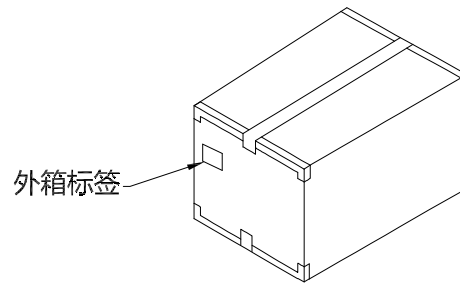


局部放大图A

PIN/位	PCS/盘	层/箱	PCS/箱
2x2P	420	18	7560
2x3P	336	18	6048
2x4P	276	18	4968
2x5P	240	18	4320
2x6P	204	18	3672
2x7P	180	18	3240
2x8P	168	18	3024
2x9P	144	18	2592
2x10P	132	18	2376
2x11P	120	18	2160
2x12P	120	18	2160

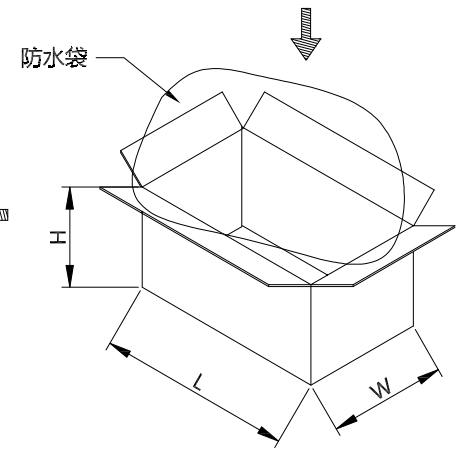
包装说明:

- 步骤1: 将产品按要求整齐摆放入吸塑盘下盖内, 再盖上盖(一盘一盖), 然后叠起来, 方向需一致.
- 步骤2: 按一箱叠18层叠起来, 然后用PE膜扎住, 套入防水袋放入纸箱, 放2袋干燥剂, 封箱, 贴外箱标签.
- 注: 不满一箱时, 需以填充物填充, 不可有晃动.



外箱标签

封箱(工字形)



外箱规格:
45.0(L)x29.0(W)x25.0(H)CM

REV.	REVISION RECORD	DATE		GENERAL TOLERANCES		SCALE: 1:1	NAME	DATE	PART.NO: C3030W04-2XX1XX0	DWG.NO: ENDE05	 WanLian Technology Co., Ltd
A0	NEW RELEASE	22.10.28		LINEAR	ANGLES	APPROVED	Wang_jr	23.09.14			
A1	PART NUMBER RENEWAL	23.09.14	UNIT:mm	X'±3'	CHECK	XueZe_Ma	23.09.14	TITLE: Pitch 3.00 mm 180° 双排喇叭口带柱DIP型 Wafer	REV: A1	SHEET: 3/3	
			SIZE: A4	X'X' ±2'	DRAWN	LanXuan_Hou	23.09.14				